



**Worklist: 794**


<u>LAB_CASE</u>	<u>ITEM</u>	<u>TASK_ID</u>	<u>DESCRIPTION</u>
C2015-0920	1	38701	3.10.2 Blood confirmation of me
C2015-1039	1	38702	3.10.2 Blood confirmation of me
M2015-2063	1	38704	3.10.2 Blood confirmation of me
M2015-2417	2	38706	3.10.2 Blood confirmation of me
P2015-1534	1	38707	3.10.2 Blood confirmation of me



Reviewed: By Anne Nord 8/4/15

Reviewed on 8/5/15 by CS

POC\_AM 3.10.2\_07312015

\*Verified that ALS vials were in the correct instrument rack positions on 07/31/2015. 



Simulate Run Sequence Fri Jul 31 20:49:28 2015

Instrument Name: Probie

Sequence File: C:\msdchem\1\sequence\DD-AM073115.S


Comment:

Operator: Pocatello Laboratory

Data Path: C:\MSDCHEM\1\DATA\DND\2015\073115AM\


Method Path: C:\MSDCHEM\1\METHODS\

Line	Type	Vial	DataFile	Method	Sample Name
1)	Sample	100	Blank1	A-M	Pre-run Solvent Blank
2)	Sample	12	Positive Control	- 300 ng	
	Datafile		PosCtrl-300-1FS		
	Method		A-M-FS		
3)	Pause:	' '			
4)	Sample	12	Positive Control	- 300 ng	
	Datafile		PosCtrl-300-1CK		
	Method		A-M		
5)	Sample	99	Blank2	A-M	Pre-run Solvent Blank
6)	Sample	1	NegCtrl	A-M	Negative Control - UTAK Lot B0689
7)	Sample	2	10ng_mL	CAL	
	Datafile		10ng_mL	CAL	
	Method		A-M		
8)	Sample	3	15ng_mL	CAL	
	Datafile		15ng_mL	CAL	
	Method		A-M		
9)	Sample	4	20ng_mL	CAL	
	Datafile		20ng_mL	CAL	
	Method		A-M		
10)	Sample	5	25ng_mL	CAL	
	Datafile		25ng_mL	CAL	
	Method		A-M		
11)	Sample	6	50ng_mL	CAL	
	Datafile		50ng_mL	CAL	
	Method		A-M		
12)	Sample	7	100ng_mL	CAL	
	Datafile		100ng_mL	CAL	
	Method		A-M		
13)	Sample	8	250ng_mL	CAL	
	Datafile		250ng_mL	CAL	
	Method		A-M		
14)	Sample	9	500ng_mL	CAL	
	Datafile		500ng_mL	CAL	
	Method		A-M		
15)	Sample	10	1000ng_mL	CAL	
	Datafile		1000ng_mL	CAL	
	Method		A-M		
16)	Sample	98	Blank3	A-M	Blank
17)	Sample	11	Positive Control	- 75 ng	
	Datafile		PosCtrl-75-1		
	Method		A-M		
18)	Sample	96	C2015-0920-1	Pre-sample	Blank
	Datafile		C2015-0920-1	BLK	
	Method		A-M		
19)	Sample	13	Lab No.:	C2015-0920-1	
	Datafile		C2015-0920-1	AM	

\*Verified that ALS vials were in the correct instrument rack positions on 07/31/2015. 



20)	Method	A-M		
	Sample	95	C2015-1039-1	Pre-sample Blank
	Datafile		C2015-1039-1	BLK
	Method		A-M	
21)	Sample	14	Lab No.:	C2015-1039-1
	Datafile		C2015-1039-1	AM
	Method		A-M	
22)	Sample	97	Blank4	A-M Blank
23)	Sample	12	Positive Control - 300 ng	
	Datafile		PosCtrl-300-1	
	Method		A-M	
24)	Sample	94	M2015-2063-1	Pre-sample Blank
	Datafile		M2015-2063-1	BLK
	Method		A-M	
25)	Sample	15	Lab No.:	M2015-2063-1
	Datafile		M2015-2063-1	AM
	Method		A-M	
26)	Sample	93	M2015-2417-2	Pre-sample Blank
	Datafile		M2015-2417-2	BLK
	Method		A-M	
27)	Sample	16	Lab No.:	M2015-2417-2
	Datafile		M2015-2417-2	AM
	Method		A-M	
28)	Sample	92	P2015-1534-1	Pre-sample Blank
	Datafile		P2015-1534-1	BLK
	Method		A-M	
29)	Sample	17	Lab No.:	P2015-1534-1
	Datafile		P2015-1534-1	AM
	Method		A-M	
30)	Sample	91	Blank5	A-M Post-Run Blank
31)	Pause:			
32)	Sample	90	Blank6	A-M Pre-run Solvent Blank
33)	Sample	29	Positive Control - 300 ng	
	Datafile		PosCtrl-300-1FSU	
	Method		A-M-FS	
34)	Sample	29	Positive Control - 300 ng	
	Datafile		PosCtrl-300-1CKU	
	Method		A-M	
35)	Sample	89	Blank7	A-M Pre-run Solvent Blank
36)	Sample	18	NegCtrlU	A-M Negative Control - UTAK Lot B0689
37)	Sample	19	10ng_mL	CAL
	Datafile		10ng_mL	CALU
	Method		A-M	
38)	Sample	20	15ng_mL	CAL
	Datafile		15ng_mL	CALU
	Method		A-M	
39)	Sample	21	20ng_mL	CAL
	Datafile		20ng_mL	CALU
	Method		A-M	
40)	Sample	22	25ng_mL	CAL
	Datafile		25ng_mL	CALU
	Method		A-M	
41)	Sample	23	50ng_mL	CAL
	Datafile		50ng_mL	CALU
	Method		A-M	
42)	Sample	24	100ng_mL	CAL
	Datafile		100ng_mL	CALU

\*Verified that ALS vials were in the correct instrument rack positions on 07/31/2015. 

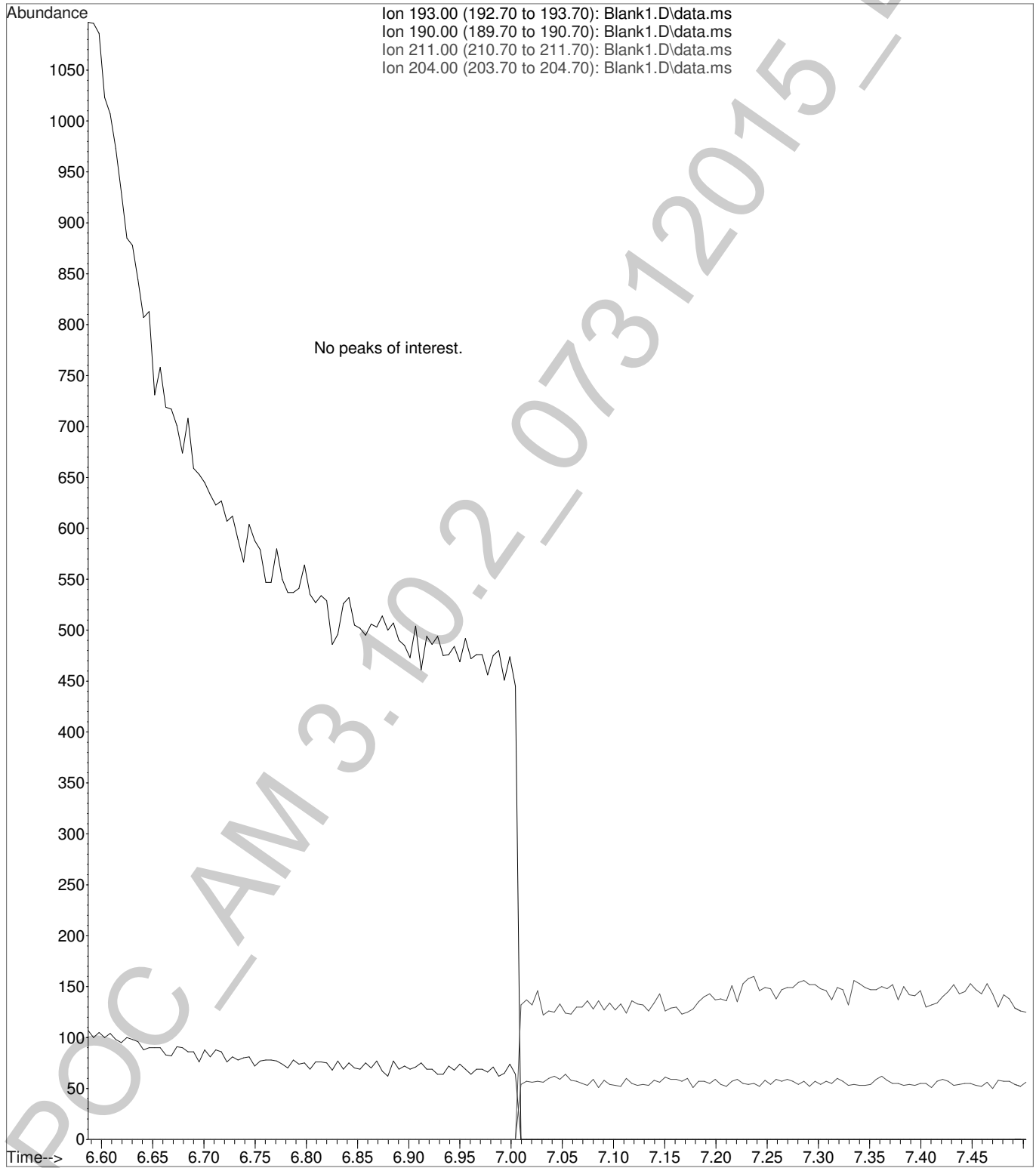


	Method	A-M		
43)	Sample	25	250ng_mL	CAL
	Datafile		250ng_mL	CALU
	Method		A-M	
44)	Sample	26	500ng_mL	CAL
	Datafile		500ng_mL	CALU
	Method		A-M	
45)	Sample	27	1000ng_mL	CAL
	Datafile		1000ng_mL	CALU
	Method		A-M	
46)	Sample	88	Blank8	A-M Blank
47)	Sample	28	Positive Control - 75 ng	
	Datafile		PosCtrl-75-1U	
	Method		A-M	
48)	Sample	87	Blank9	A-M Blank
49)	Sample	29	Positive Control - 300 ng	
	Datafile		PosCtrl-300-1U	
	Method		A-M	
50)	Sample	86	Blank10	A-M Post-Run Blank

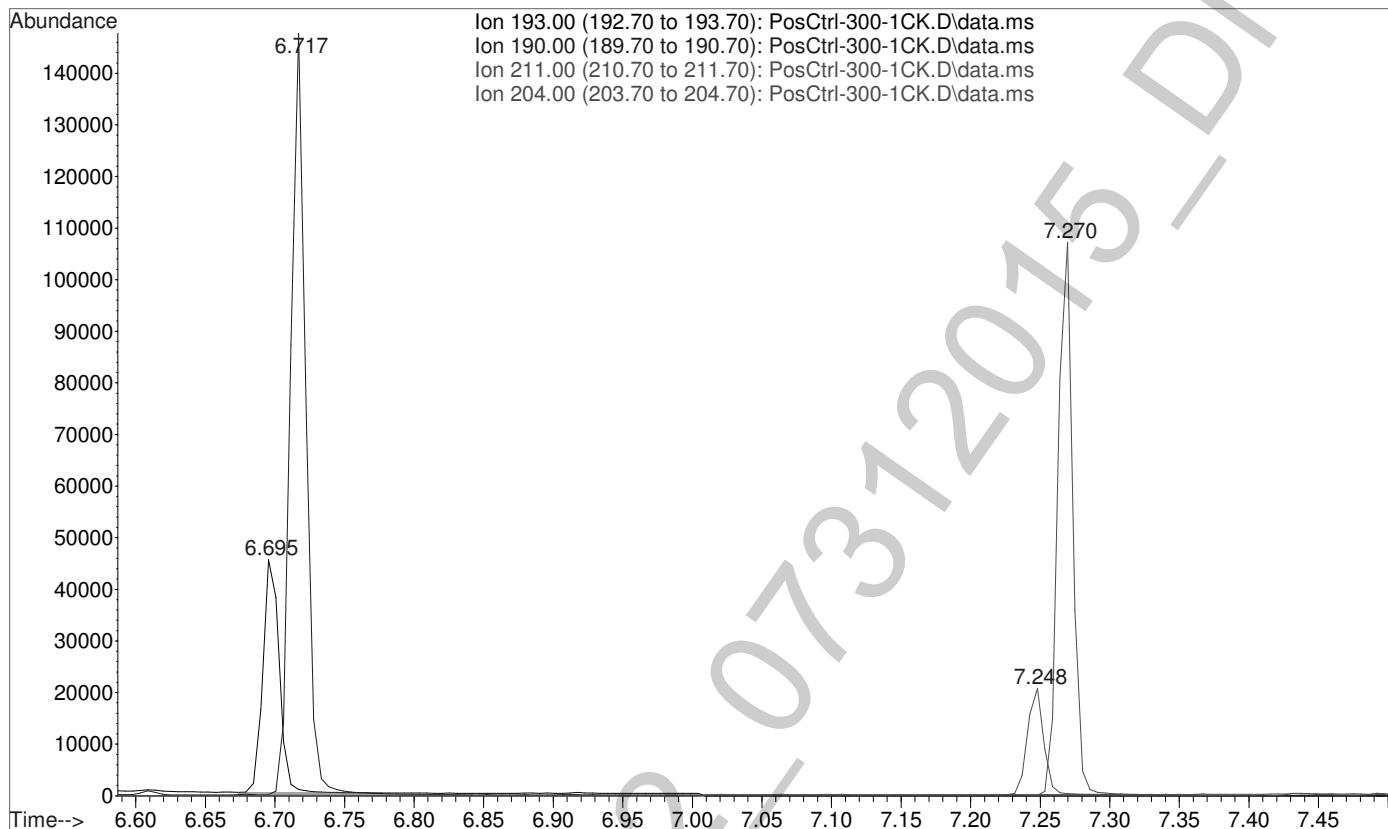
Bytes Needed: 4105118 Space on drive C: 4.29063e+011  
Sequence Verification Done!

POC\_AM 3.10.2\_07312015\_DND

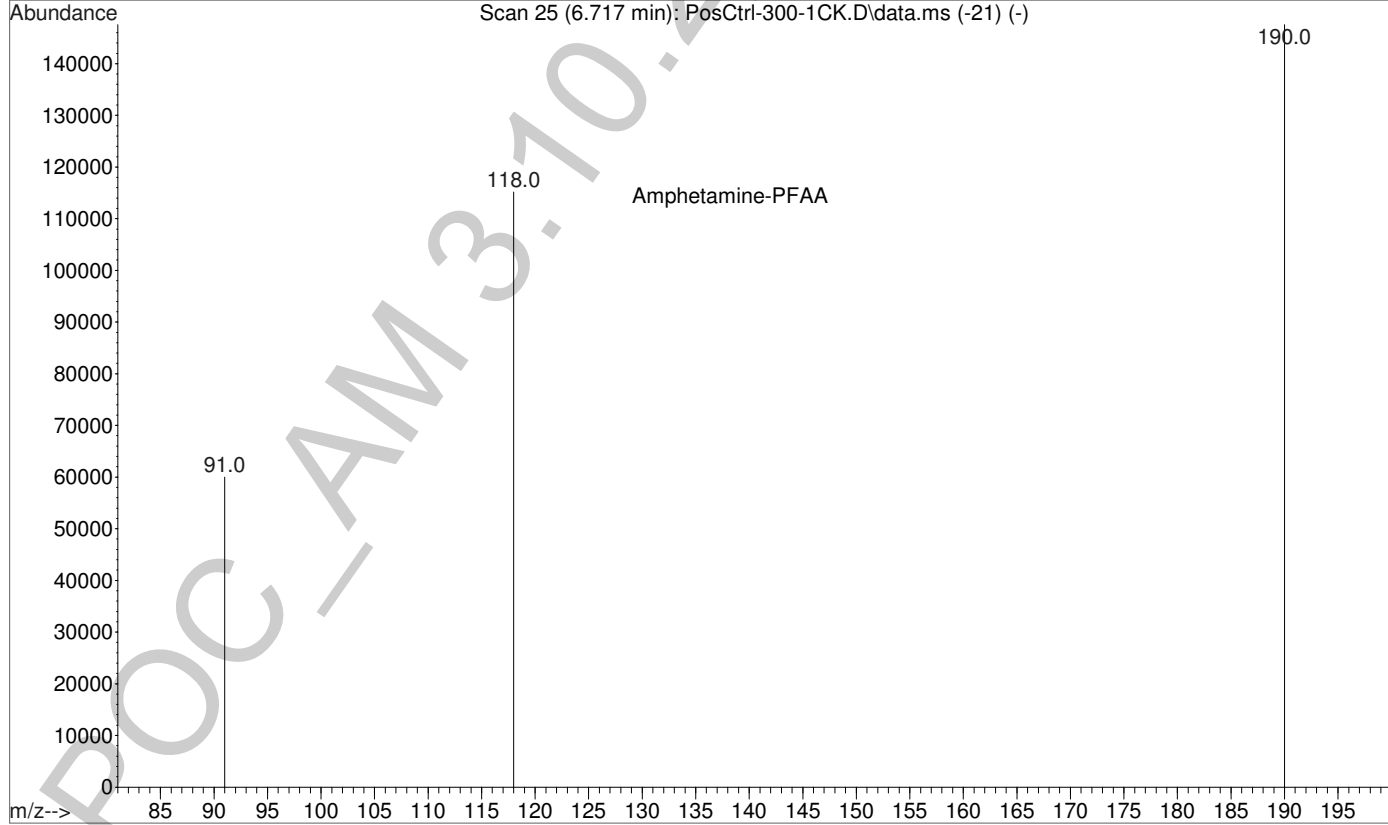
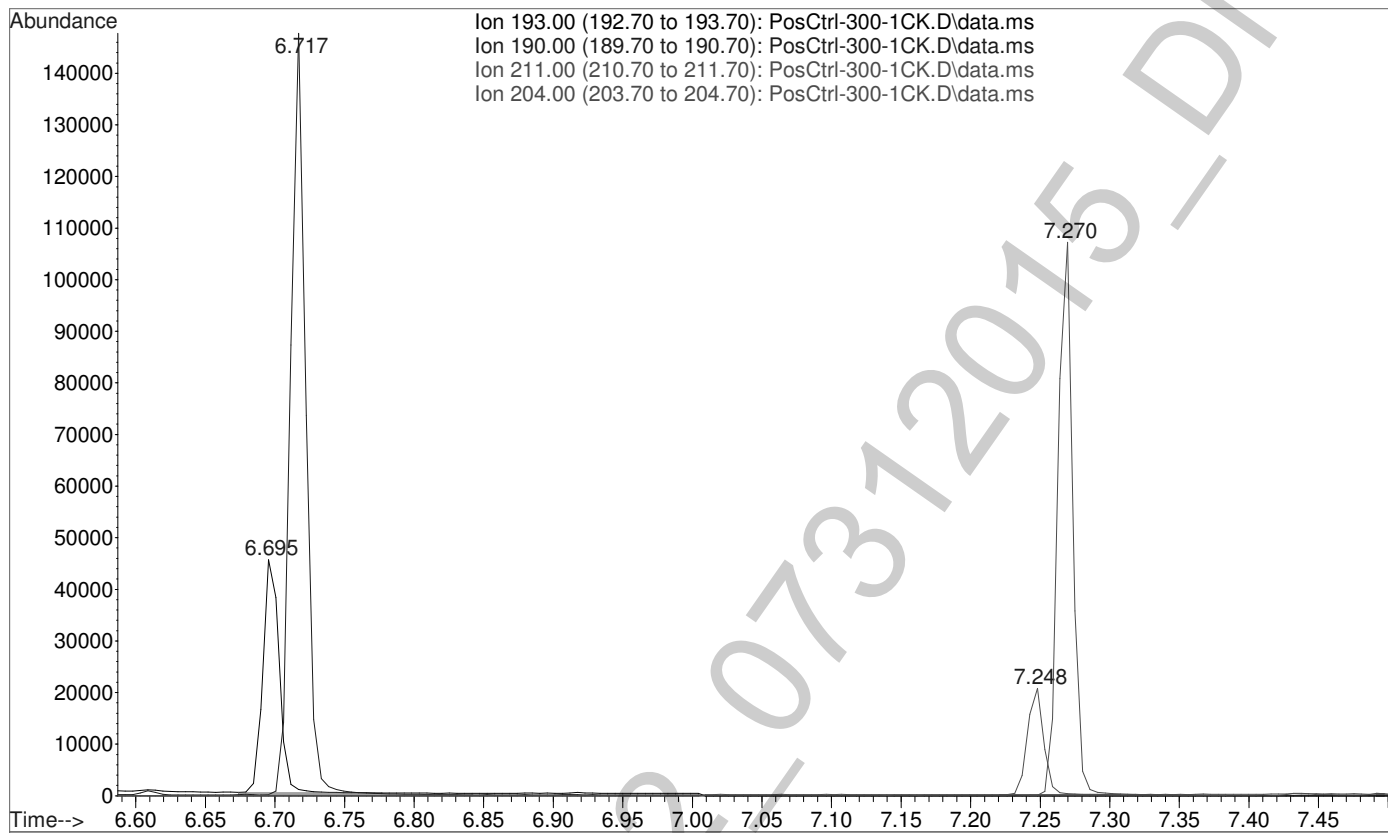
File :I:\Instrument Data\Pocatello\Probie\DND\2015\073115AM\Blank1  
... .D  
Operator : Pocatello Laboratory  
Instrument : Probie  
Acquired : 31 Jul 2015 20:52 using AcqMethod A-M.M  
Sample Name: Pre-run Solvent Blank  
Misc Info : CHCl3



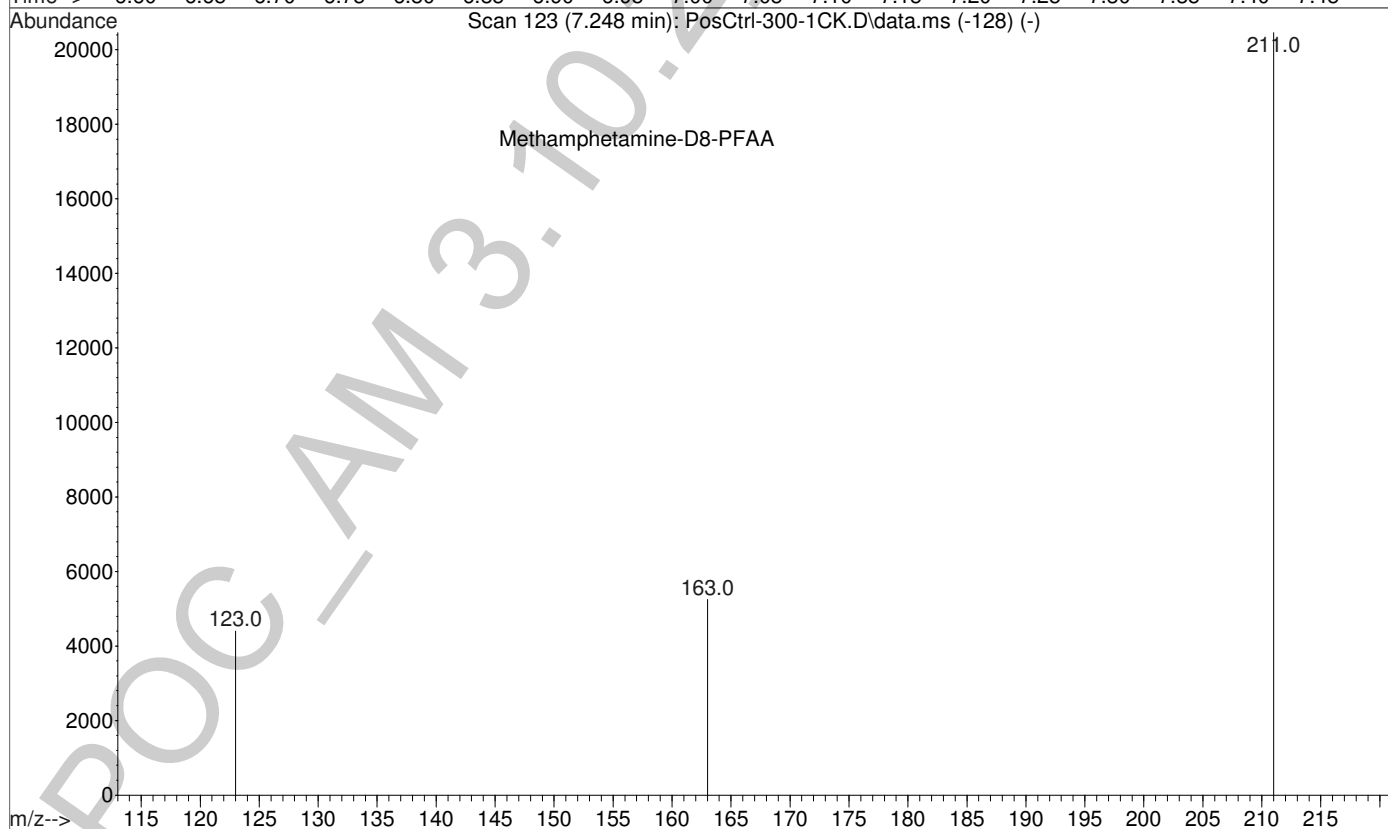
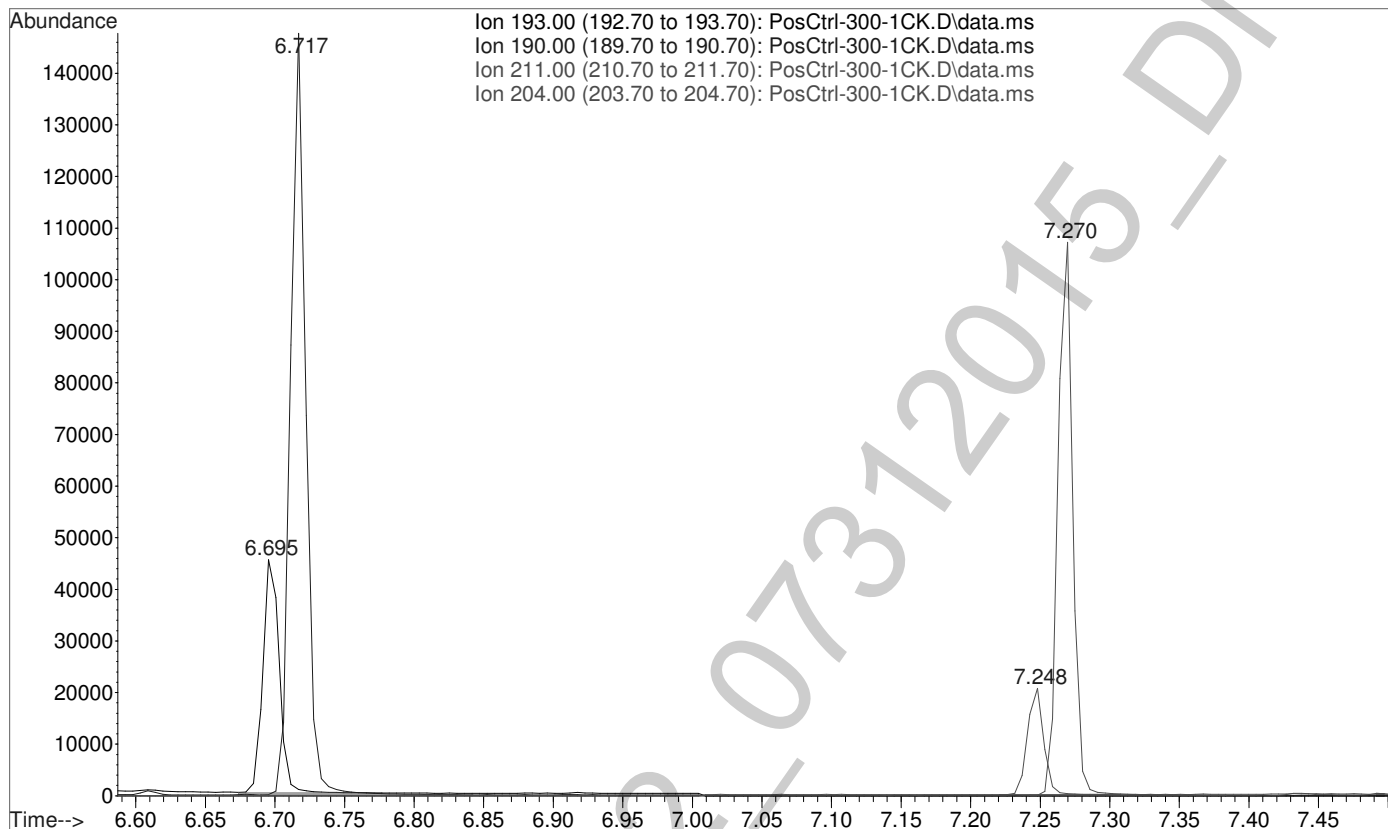
File :C:\gcms\1\data\Blood\073115AM\PosCtrl-300-1CK.D  
Operator : Pocatello Laboratory  
Acquired : 31 Jul 2015 21:57 using AcqMethod A-M.M  
Instrument : Probie  
Sample Name: Positive Control - 300 ng  
Misc Info : Analytical Method 3.10.2  
Vial Number: 12



File :C:\gcms\1\data\Blood\073115AM\PosCtrl-300-1CK.D  
Operator : Pocatello Laboratory  
Acquired : 31 Jul 2015 21:57 using AcqMethod A-M.M  
Instrument : Probie  
Sample Name: Positive Control - 300 ng  
Misc Info : Analytical Method 3.10.2  
Vial Number: 12

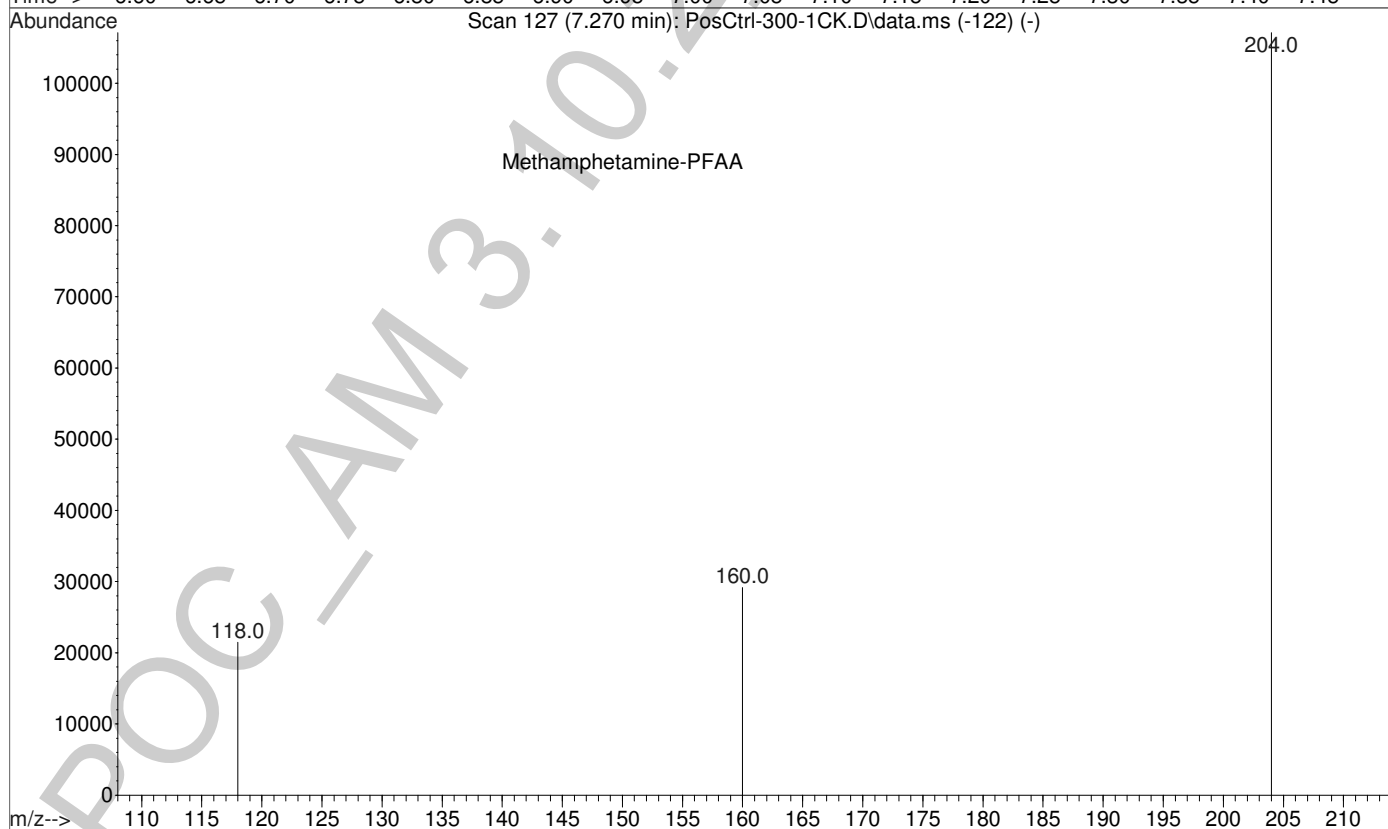
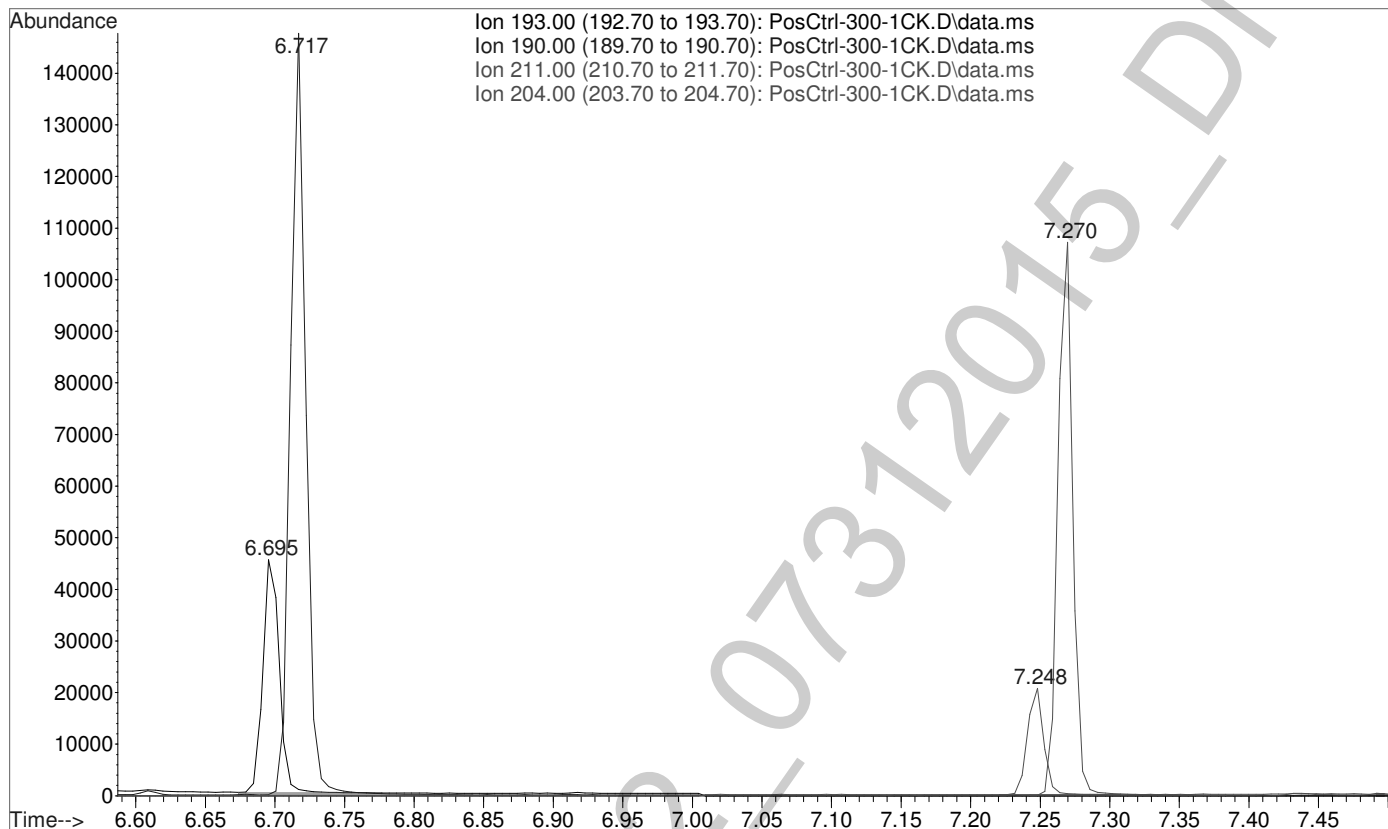


File :C:\gcms\1\data\Blood\073115AM\PosCtrl-300-1CK.D  
Operator : Pocatello Laboratory  
Acquired : 31 Jul 2015 21:57 using AcqMethod A-M.M  
Instrument : Probie  
Sample Name: Positive Control - 300 ng  
Misc Info : Analytical Method 3.10.2  
Vial Number: 12

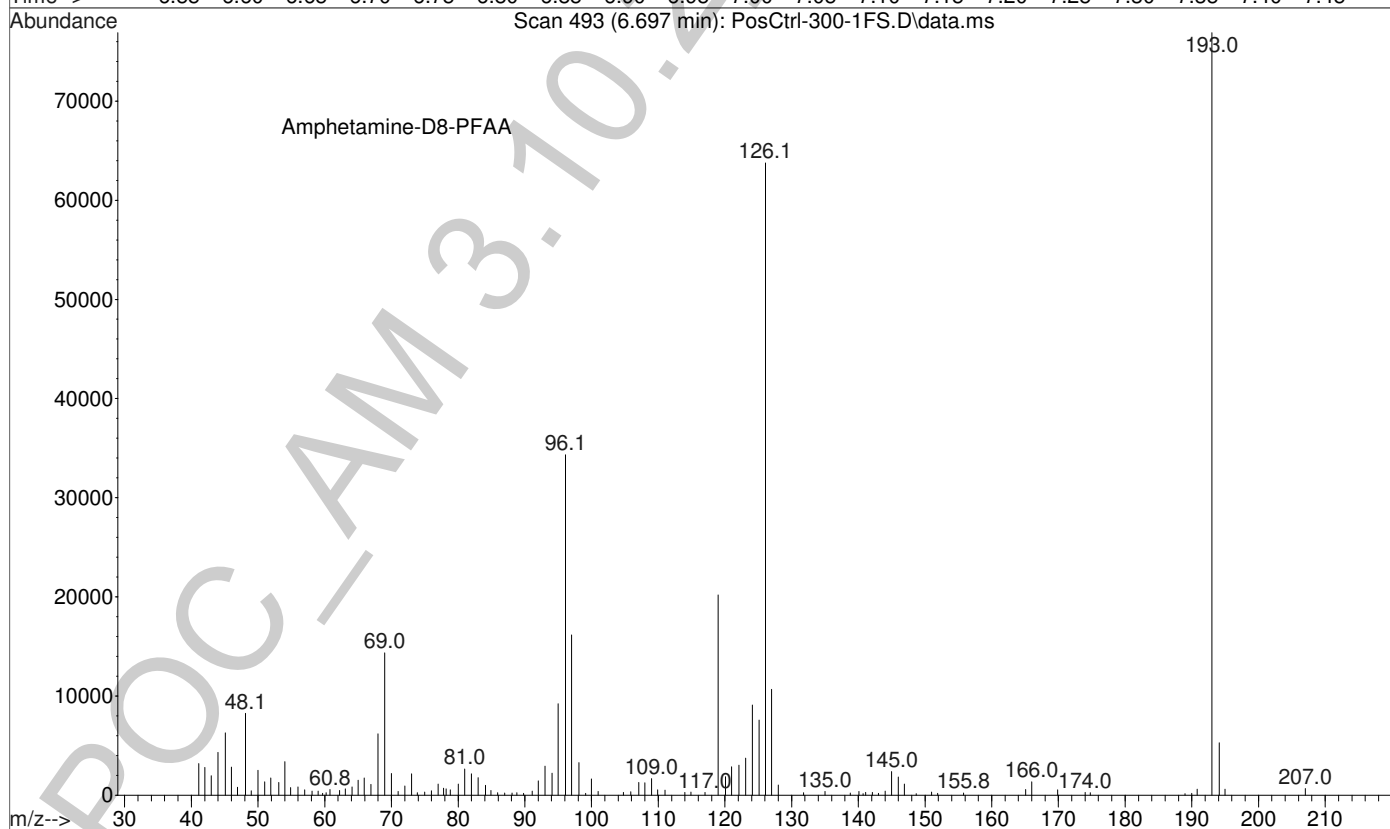
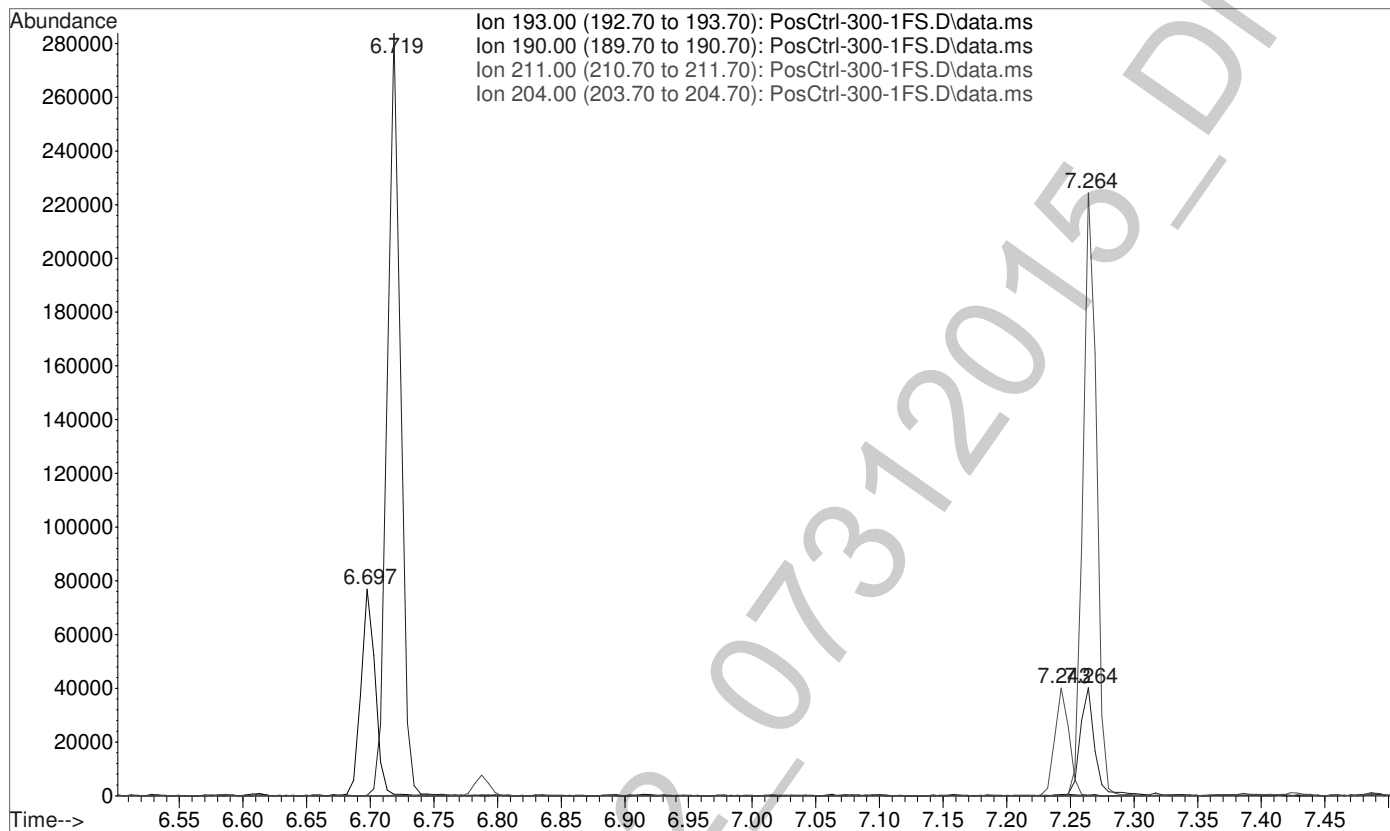




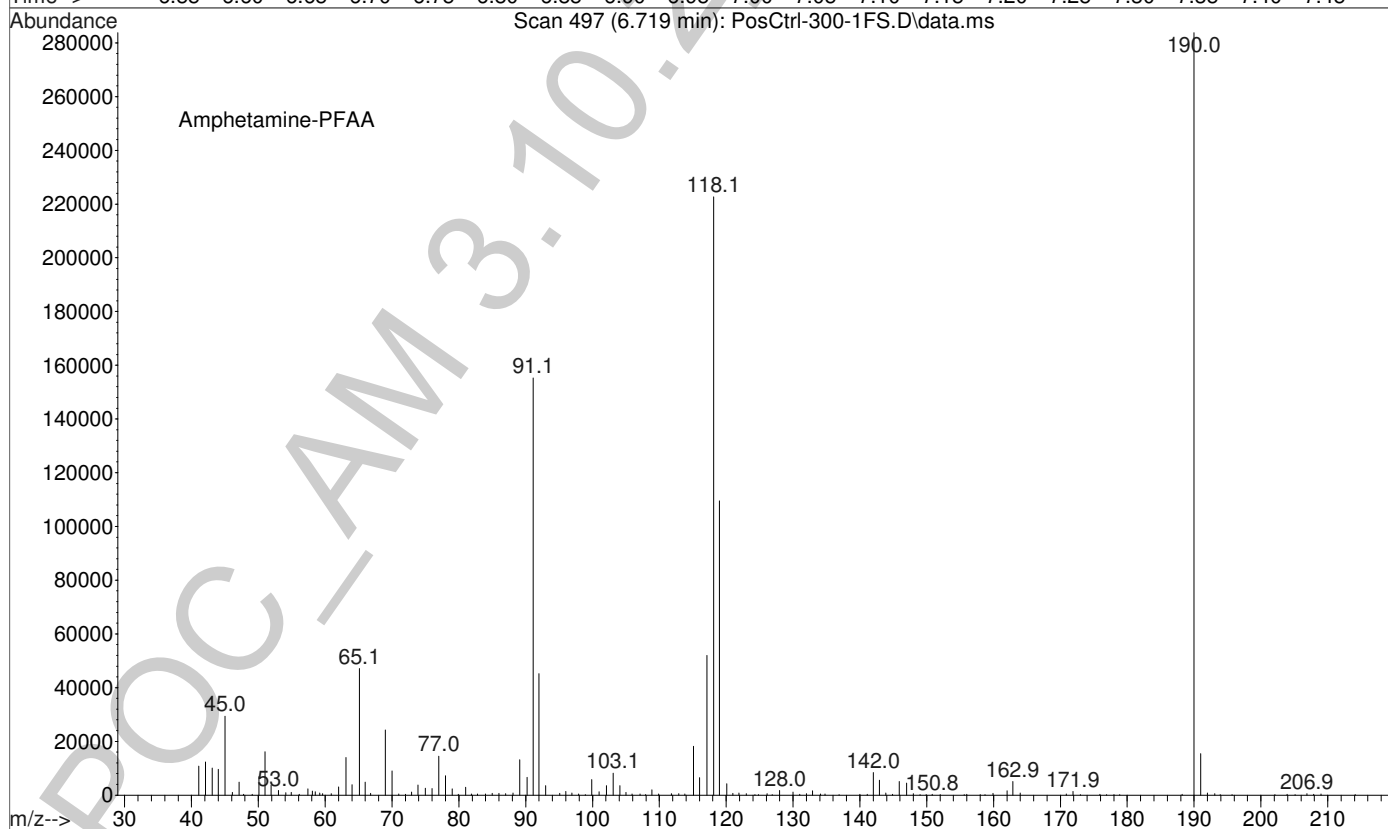
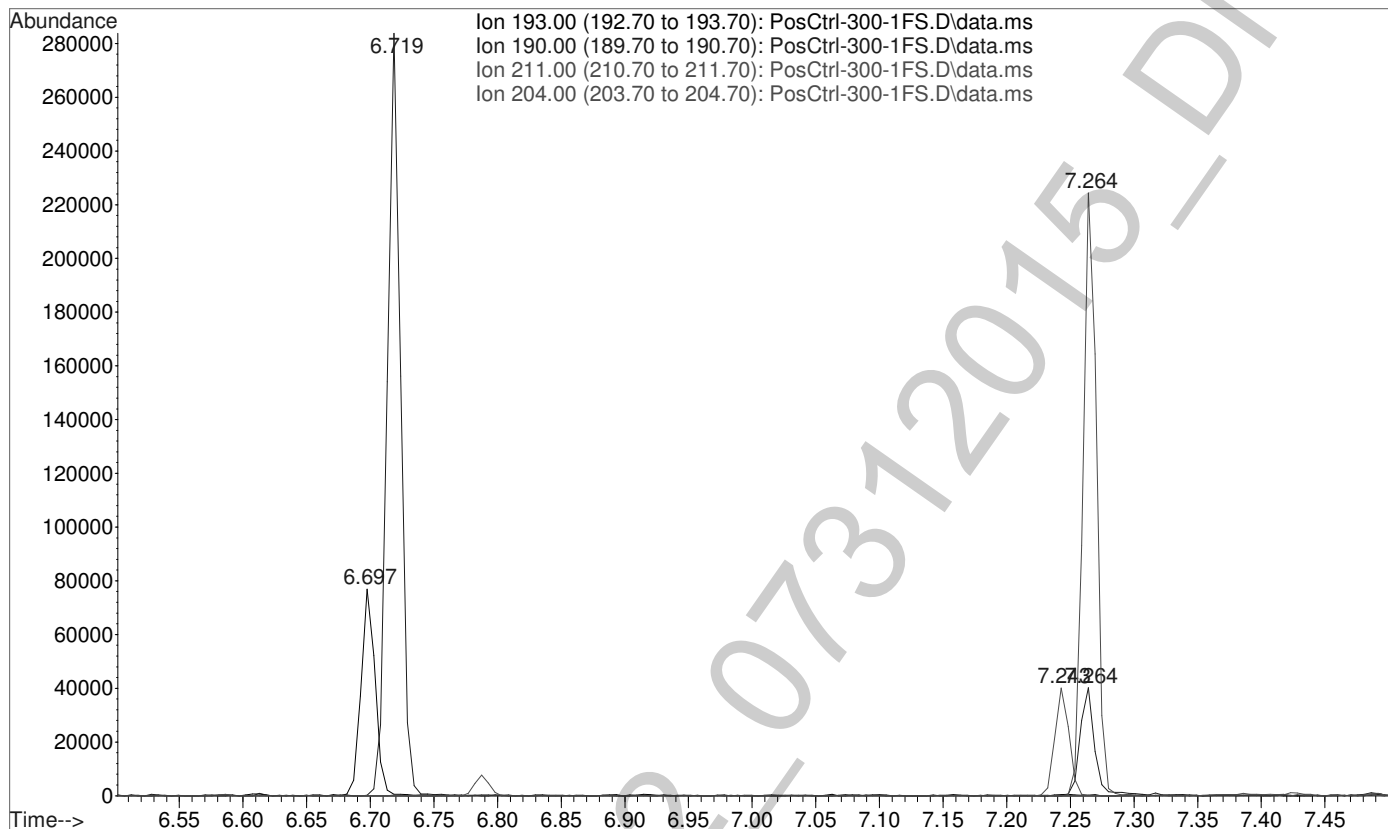
File :C:\gcms\1\data\Blood\073115AM\PosCtrl-300-1CK.D  
Operator : Pocatello Laboratory  
Acquired : 31 Jul 2015 21:57 using AcqMethod A-M.M  
Instrument : Probie  
Sample Name: Positive Control - 300 ng  
Misc Info : Analytical Method 3.10.2  
Vial Number: 12



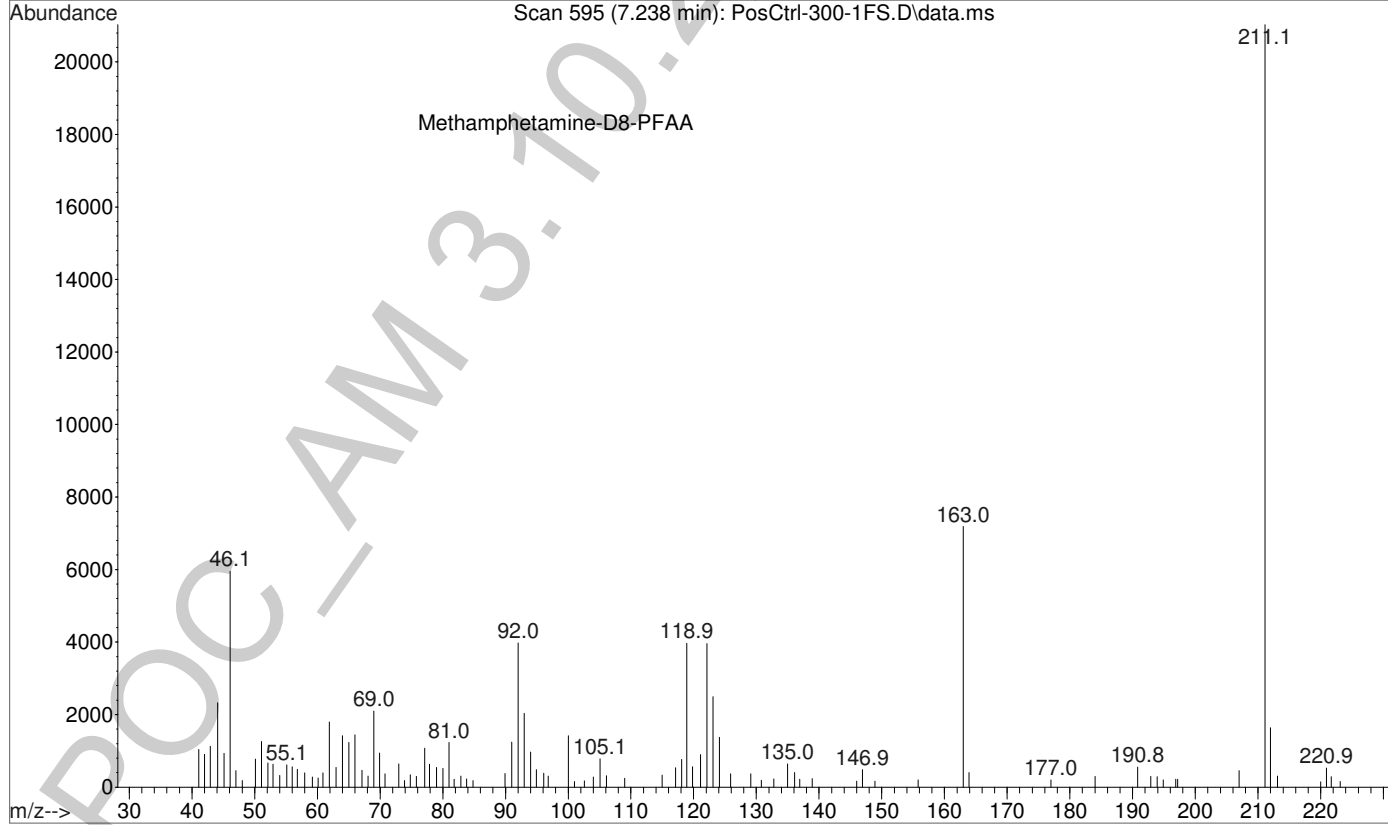
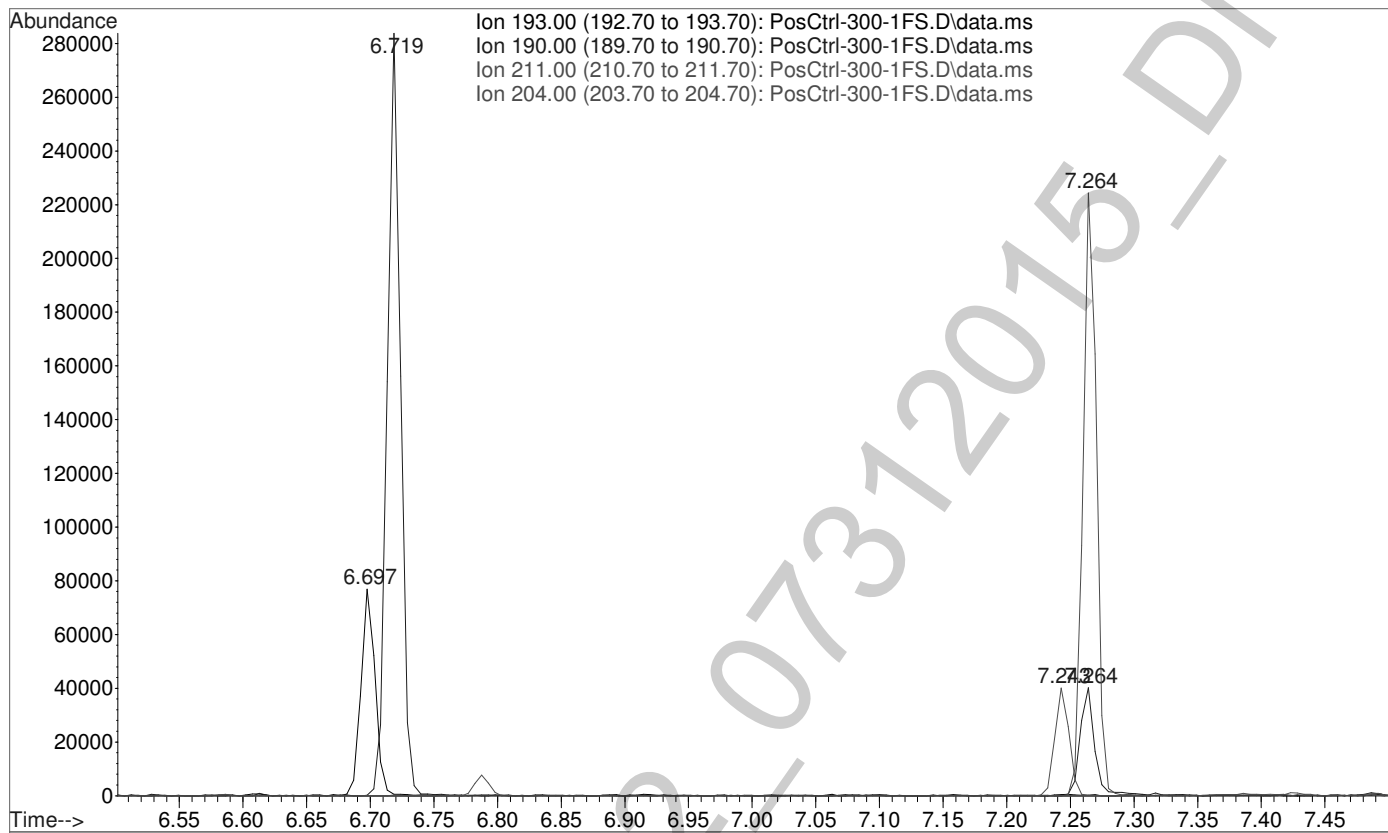
File :C:\gcms\1\data\Blood\073115AM\PosCtrl-300-1FS.D  
Operator : Pocatello Laboratory  
Acquired : 31 Jul 2015 21:08 using AcqMethod A-M-FS.M  
Instrument : Probie  
Sample Name: Positive Control - 300 ng  
Misc Info : Analytical Method 3.10.2  
Vial Number: 12



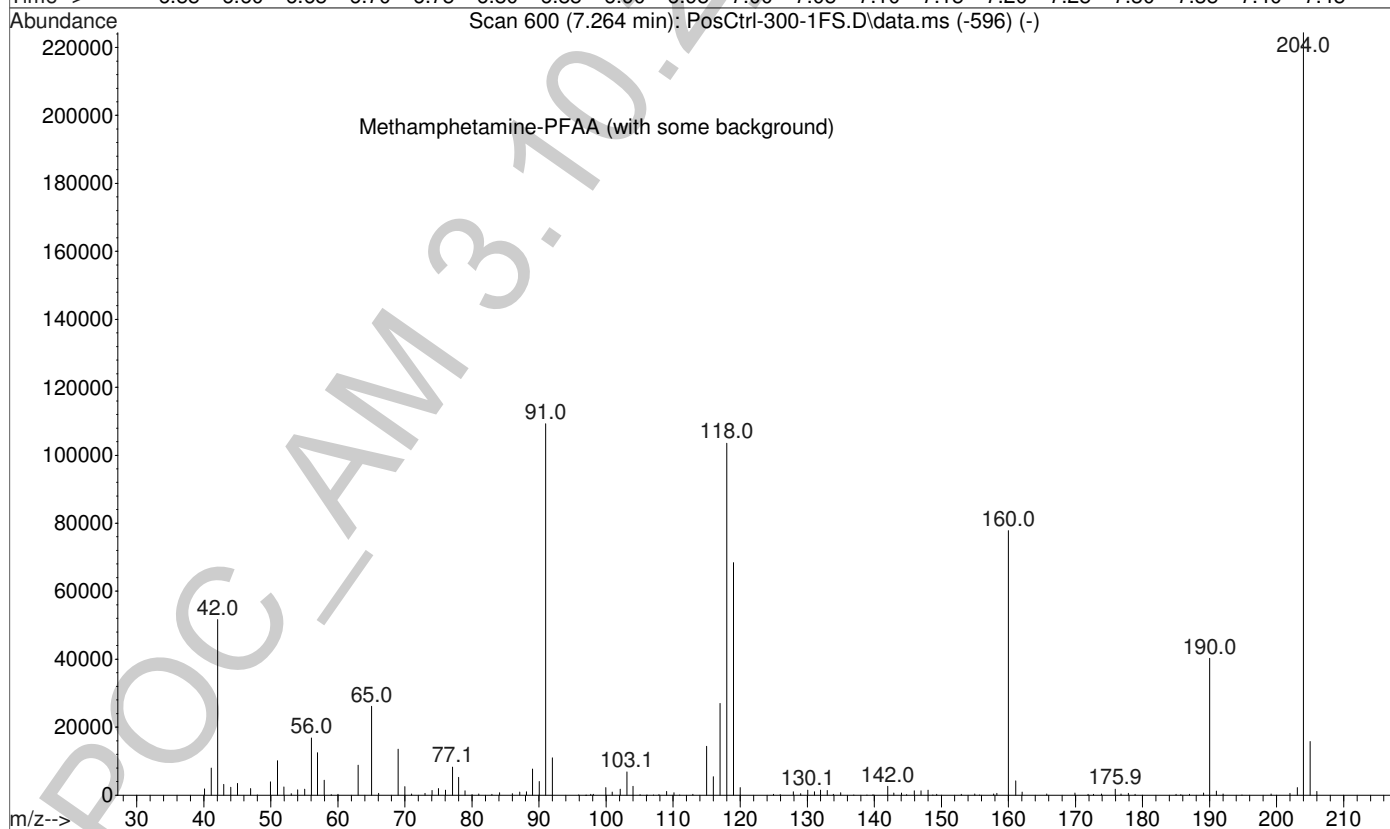
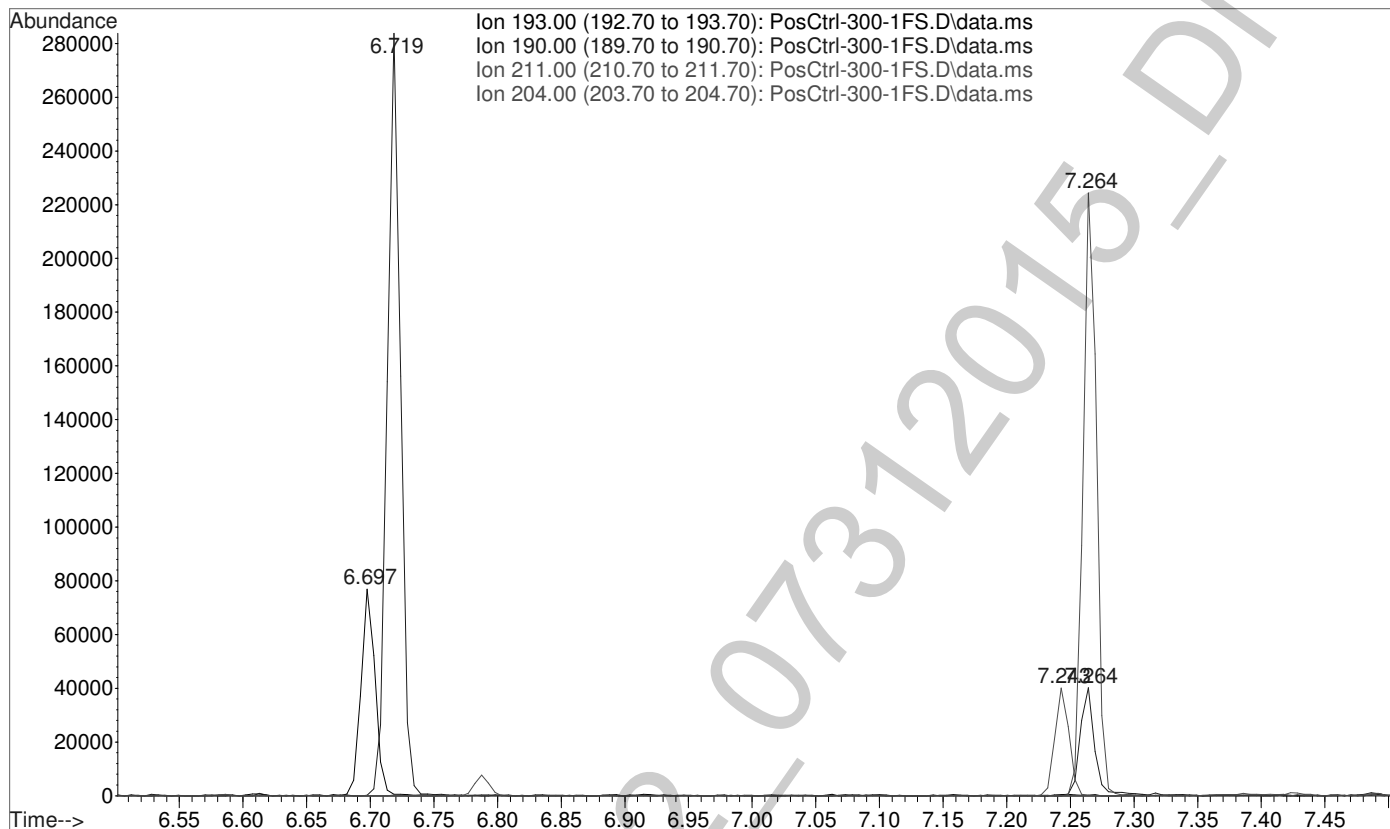
File :C:\gcms\1\data\Blood\073115AM\PosCtrl-300-1FS.D  
Operator : Pocatello Laboratory  
Acquired : 31 Jul 2015 21:08 using AcqMethod A-M-FS.M  
Instrument : Probie  
Sample Name: Positive Control - 300 ng  
Misc Info : Analytical Method 3.10.2  
Vial Number: 12



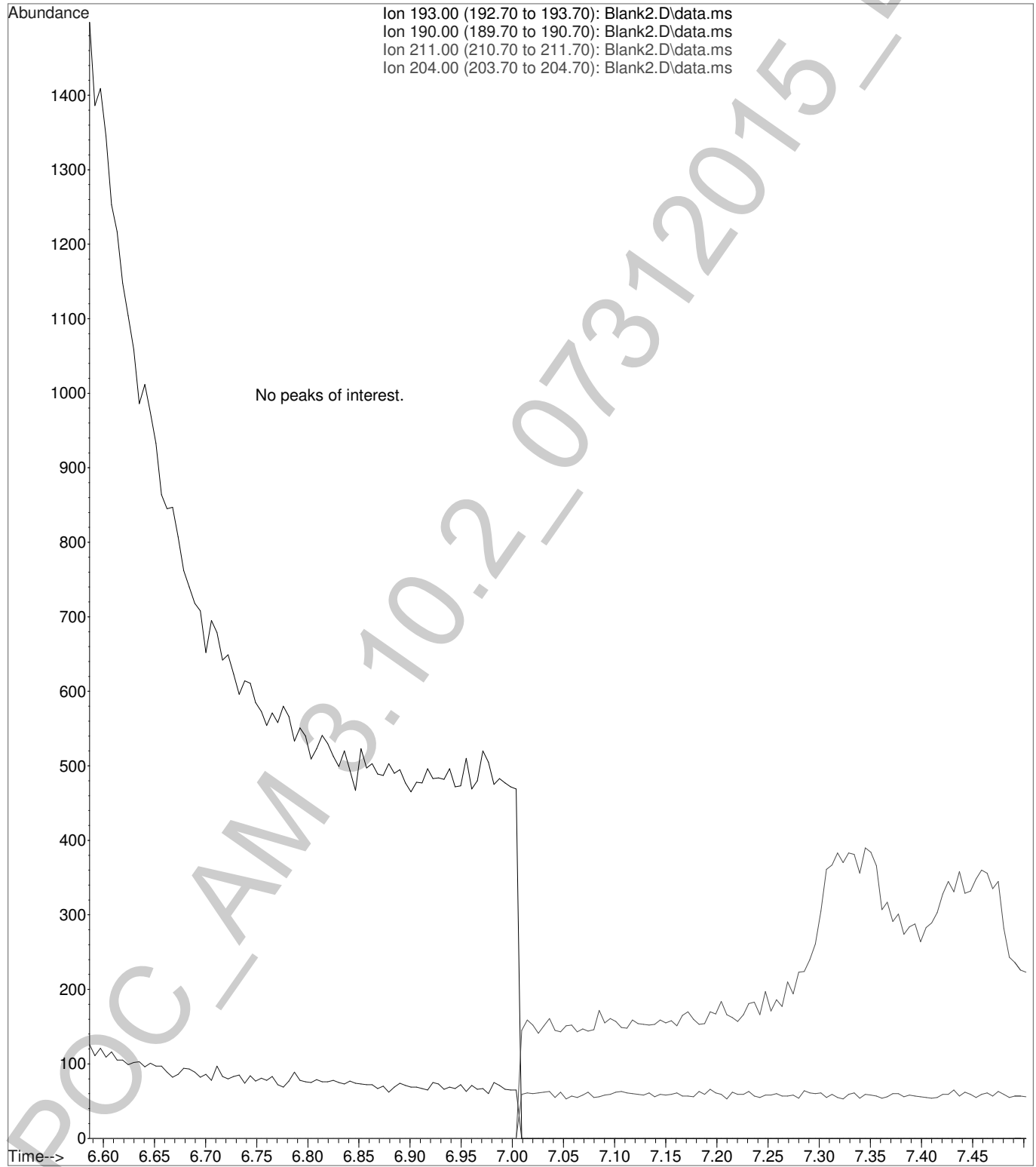
File :C:\gcms\1\data\Blood\073115AM\PosCtrl-300-1FS.D  
Operator : Pocatello Laboratory  
Acquired : 31 Jul 2015 21:08 using AcqMethod A-M-FS.M  
Instrument : Probie  
Sample Name: Positive Control - 300 ng  
Misc Info : Analytical Method 3.10.2  
Vial Number: 12



File :C:\gcms\1\data\Blood\073115AM\PosCtrl-300-1FS.D  
Operator : Pocatello Laboratory  
Acquired : 31 Jul 2015 21:08 using AcqMethod A-M-FS.M  
Instrument : Probie  
Sample Name: Positive Control - 300 ng  
Misc Info : Analytical Method 3.10.2  
Vial Number: 12



File :C:\gcms\1\data\Blood\073115AM\Blank2.D  
Operator : Pocatello Laboratory  
Acquired : 31 Jul 2015 22:13 using AcqMethod A-M.M  
Instrument : Probie  
Sample Name: Pre-run Solvent Blank  
Misc Info : CHCl3  
Vial Number: 99



Calibration data of Amphetamine-D8-PFAA




LvLID	Amount (ratio)	Response (ratio)	Data File
3	100.0000	31350.000000	C:\gcms\1\data\Blood\073115AM\100ng_mL CAL.D
1	100.0000	32801.000000	C:\gcms\1\data\Blood\073115AM\25ng_mL CAL.D
2	100.0000	37594.000000	C:\gcms\1\data\Blood\073115AM\50ng_mL CAL.D
4	100.0000	36747.000000	C:\gcms\1\data\Blood\073115AM\250ng_mL CAL.D
5	100.0000	44085.000000	C:\gcms\1\data\Blood\073115AM\500ng_mL CAL.D

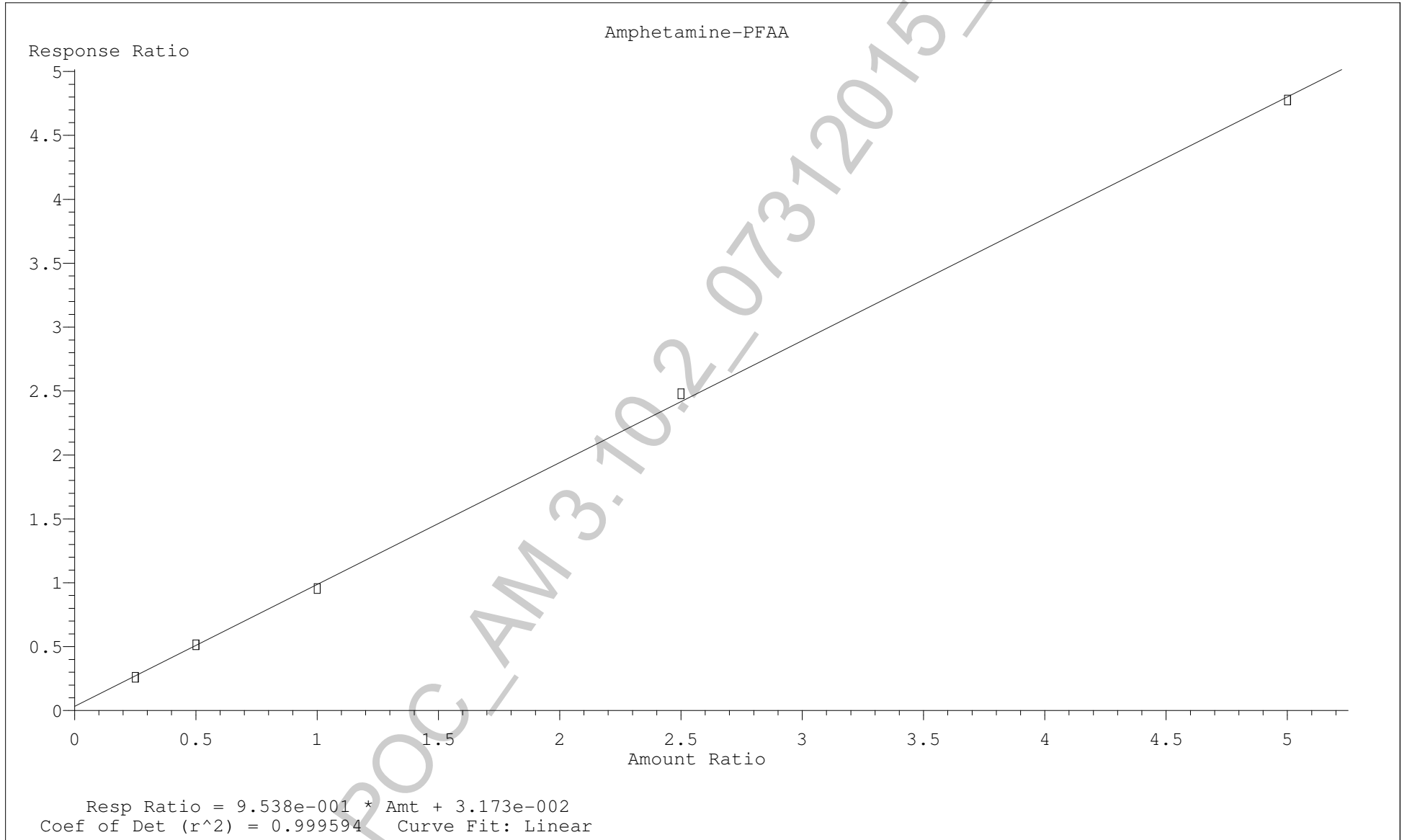
Internal Standard

POC\_AM 3.10.2\_07312015 - 2015

Calibration data of Amphetamine-PFAA



LvLID	Amount (ratio)	Response (ratio)	bias (%)	Data File
3	1.0000	0.953652	-3.23	C:\gcms\1\data\Blood\073115AM\100ng_mL CAL.D
1	0.2500	0.259260	-4.04	C:\gcms\1\data\Blood\073115AM\25ng_mL CAL.D
2	0.5000	0.513699	1.00	C:\gcms\1\data\Blood\073115AM\50ng_mL CAL.D
4	2.5000	2.478869	2.59	C:\gcms\1\data\Blood\073115AM\250ng_mL CAL.D
5	5.0000	4.775842	-0.52	C:\gcms\1\data\Blood\073115AM\500ng_mL CAL.D





Calibration data of Methamphetamine-D8-PFAA



LvLID	Amount (ratio)	Response (ratio)	Data File
3	100.0000	14349.000000	C:\gcms\1\data\Blood\073115AM\100ng_mL CAL.D
1	100.0000	14139.000000	C:\gcms\1\data\Blood\073115AM\25ng_mL CAL.D
2	100.0000	15046.000000	C:\gcms\1\data\Blood\073115AM\50ng_mL CAL.D
4	100.0000	14111.000000	C:\gcms\1\data\Blood\073115AM\250ng_mL CAL.D
5	100.0000	18588.000000	C:\gcms\1\data\Blood\073115AM\500ng_mL CAL.D

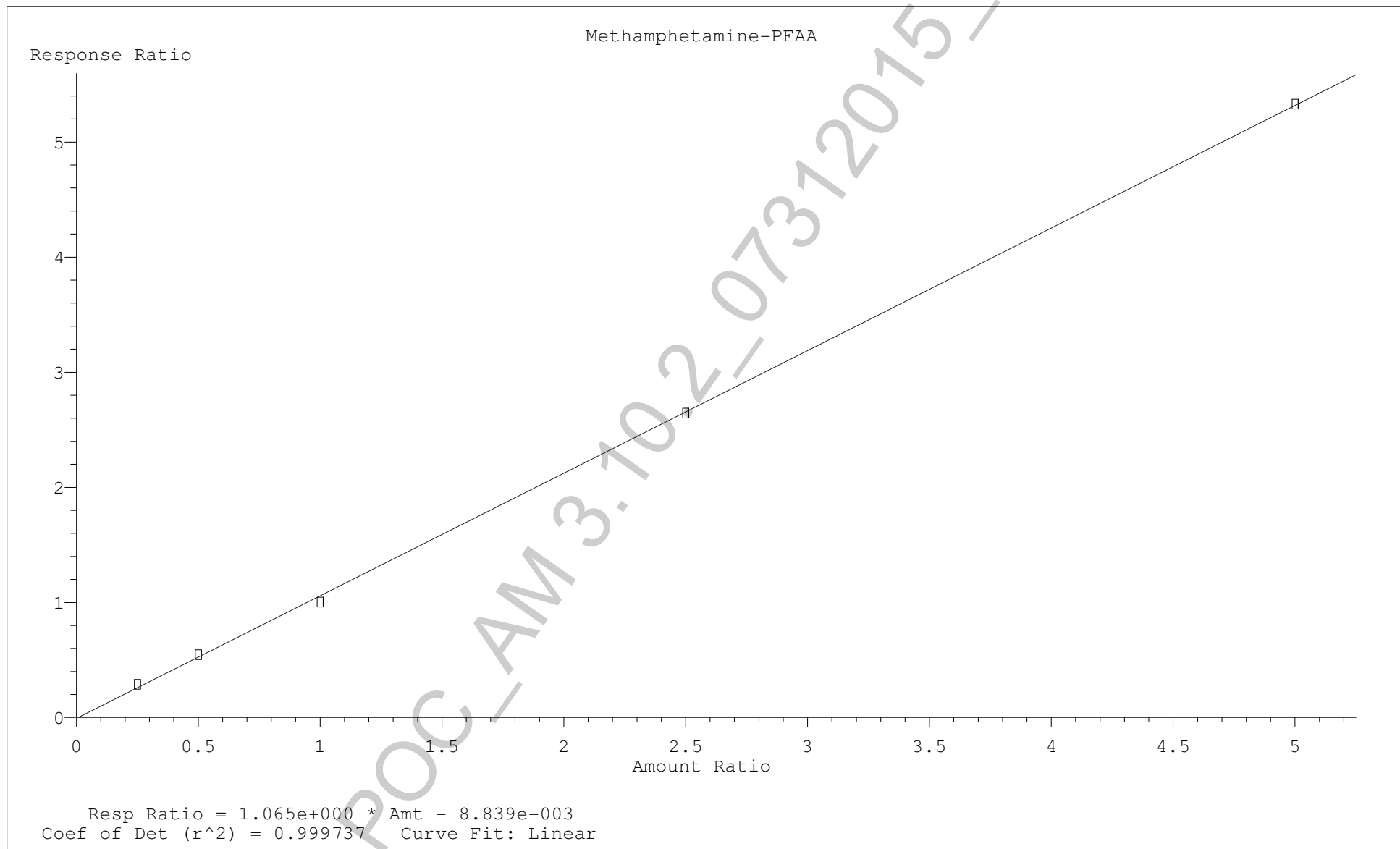
Internal Standard

POC\_AM 3.10.2\_07312015 - 2015

Calibration data of Methamphetamine-PFAA



LvLID	Amount (ratio)	Response (ratio)	bias (%)	Data File
3	1.0000	1.001951	-5.13	C:\gcms\1\data\Blood\073115AM\100ng_mL CAL.D
1	0.2500	0.288493	12.08	C:\gcms\1\data\Blood\073115AM\25ng_mL CAL.D
2	0.5000	0.544796	4.04	C:\gcms\1\data\Blood\073115AM\50ng_mL CAL.D
4	2.5000	2.643186	-0.39	C:\gcms\1\data\Blood\073115AM\250ng_mL CAL.D
5	5.0000	5.328438	0.23	C:\gcms\1\data\Blood\073115AM\500ng_mL CAL.D



Data Path : C:\gcms\1\data\Blood\073115AM\  
 Data File : NegCtrl.D  
 Acq On : 31 Jul 2015 22:29  
 Operator : Pocatello Laboratory  
 Sample : Negative Control - UTAK Lot B0689  
 Misc : Analytical Method 3.10.2  
 ALS Vial : 1 Sample Multiplier: 1

Quant Time: Aug 01 10:31:25 2015  
 Quant Method : C:\gcms\1\methods\A-M.M  
 Quant Title : Amphetamine & Methamphetamine  
 QLast Update : Sat Aug 01 10:28:20 2015  
 Response via : Initial Calibration


Compound	R.T.	QIon	Response	Conc	Units	Dev(Min)
Internal Standards						
1) Amphetamine-D8-PFAA	6.695	193	32818	100.00	ng/mL	0.00
3) Methamphetamine-D8-PFAA	7.243	211	10877	100.00	ng/mL	0.00
Target Compounds						
2) Amphetamine-PFAA	6.706	190	456	Below Cal	#	30
4) Methamphetamine-PFAA	7.264	204	394	4.23	ng/mL# *	89

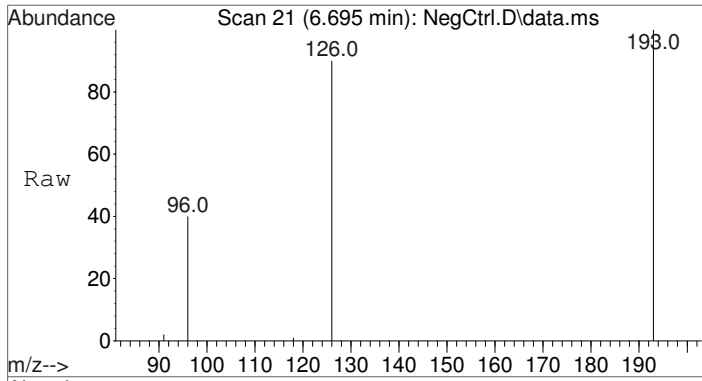
(#) = qualifier out of range (m) = manual integration (+) = signals summed

\*None detected.

Data Path : C:\gcms\1\data\Blood\073115AM\  
Data File : NegCtrl.D  
Acq On : 31 Jul 2015 22:29  
Operator : Pocatello Laboratory  
Sample : Negative Control - UTAK Lot B0689  
Misc : Analytical Method 3.10.2  
ALS Vial : 1 Sample Multiplier: 1

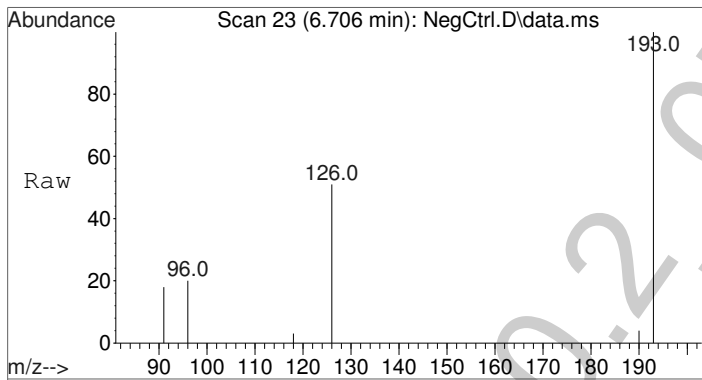
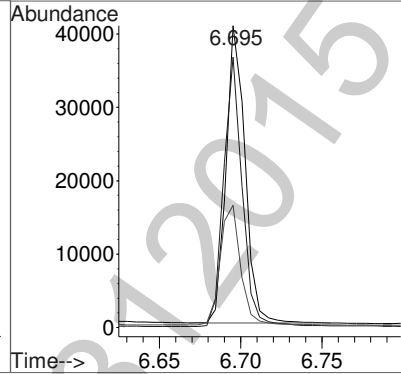
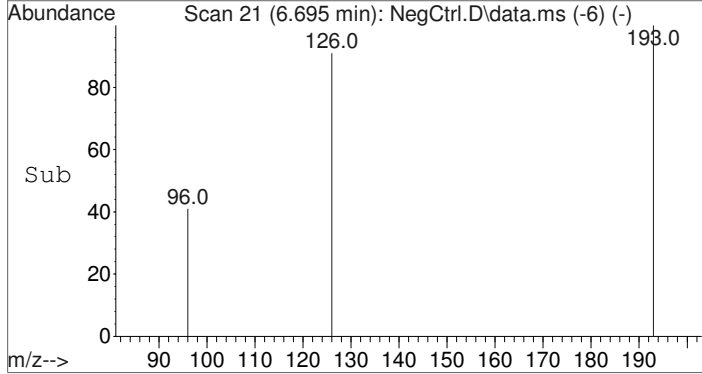
Quant Time: Aug 01 10:31:25 2015  
Quant Method : C:\gcms\1\methods\A-M.M  
Quant Title : Amphetamine & Methamphetamine  
QLast Update : Sat Aug 01 10:28:20 2015  
Response via : Initial Calibration





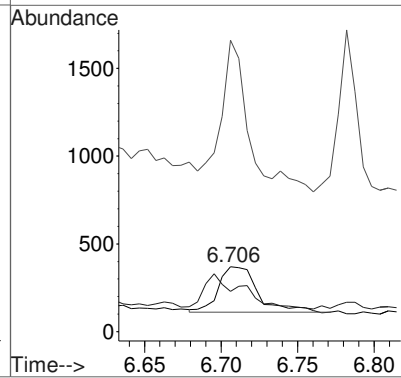
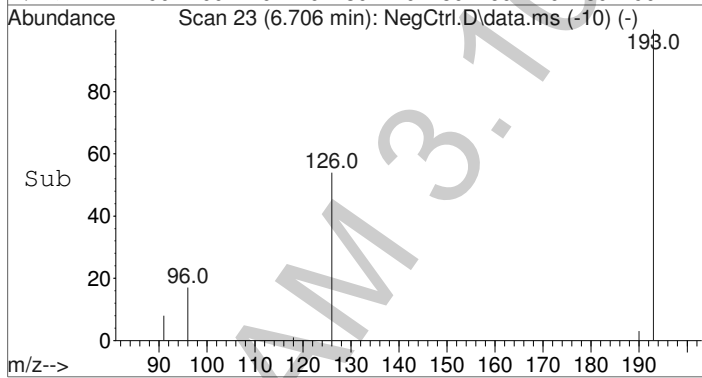
#1  
 Amphetamine-D8-PFAA  
 Concen: 100.00 ng/mL  
 RT: 6.695 min Scan# 21  
 Delta R.T. 0.000 min  
 Lab File: NegCtrl.D  
 Acq: 31 Jul 2015 22:29

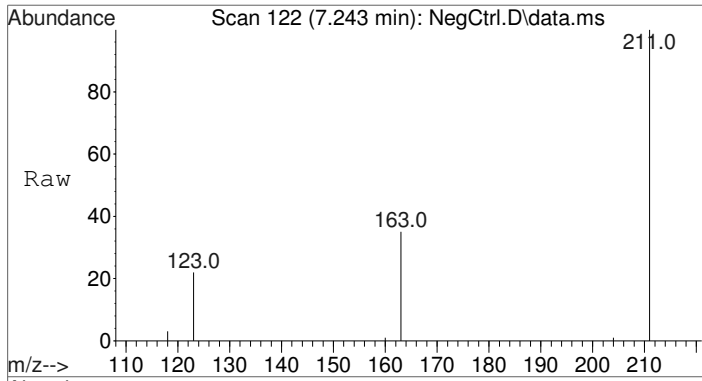
Tgt Ion	Resp	Lower	Upper
193	32818	100	
126	88.9	69.0	103.4
96	43.3	34.3	51.5



#2  
 Amphetamine-PFAA  
 Concen: Below Cal  
 RT: 6.706 min Scan# 23  
 Delta R.T. -0.011 min  
 Lab File: NegCtrl.D  
 Acq: 31 Jul 2015 22:29

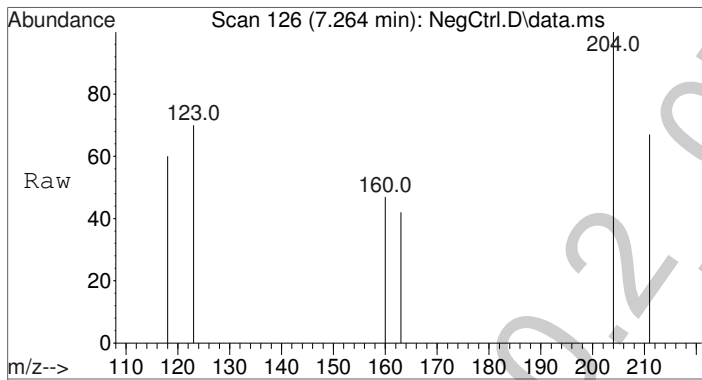
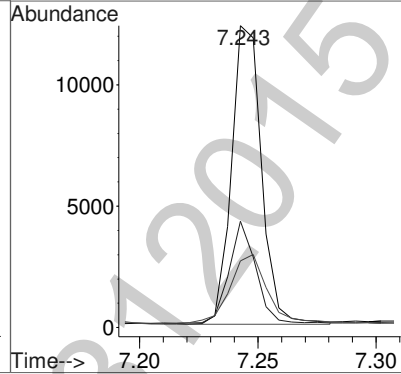
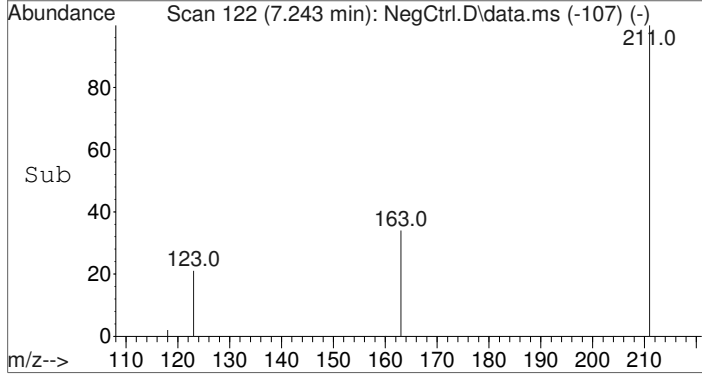
Tgt Ion	Resp	Lower	Upper
190	456	100	
118	76.1	68.6	102.8
91	174.3	45.7	68.5#





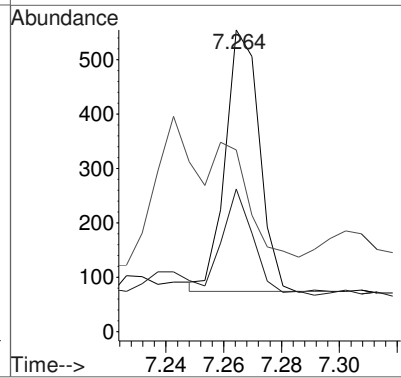
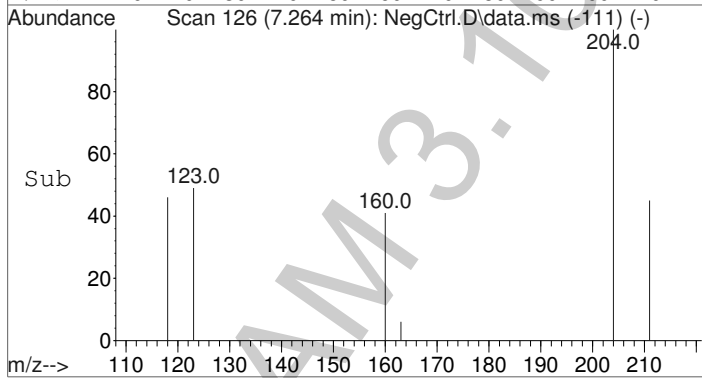
#3  
 Methamphetamine-D8-PFAA  
 Concen: 100.00 ng/mL  
 RT: 7.243 min Scan# 122  
 Delta R.T. 0.001 min  
 Lab File: NegCtrl.D  
 Acq: 31 Jul 2015 22:29

Tgt Ion	Resp	Lower	Upper
211	10877		
211	100		
163	30.5	25.0	37.6
123	29.8	21.7	32.5



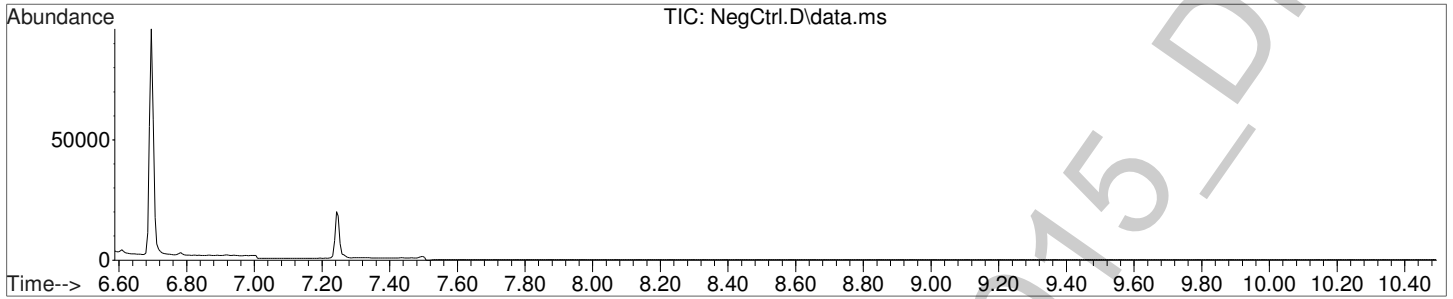
#4  
 Methamphetamine-PFAA  
 Concen: 4.23 ng/mL  
 RT: 7.264 min Scan# 126  
 Delta R.T. 0.000 min  
 Lab File: NegCtrl.D  
 Acq: 31 Jul 2015 22:29

Tgt Ion	Resp	Lower	Upper
204	394		
204	100		
160	36.5	27.1	40.7
118	43.9	44.2	66.2#



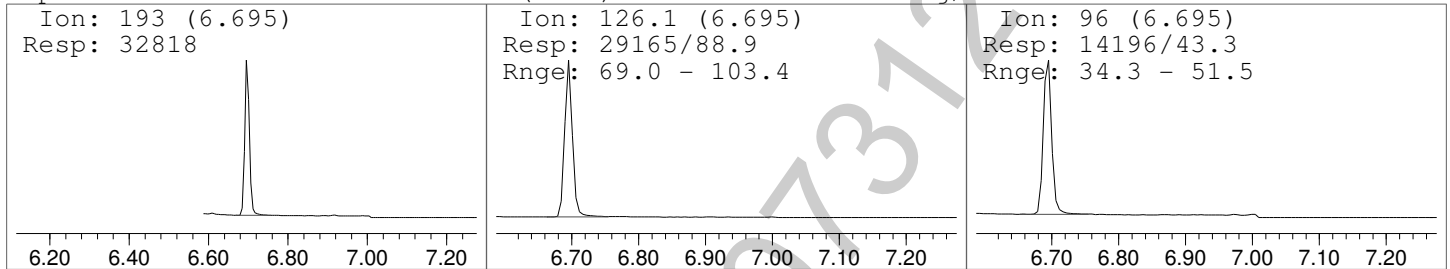


Data Path : C:\gcms\1\data\Blood\073115AM\  
 Data File : NegCtrl.D  
 Acq On : 31 Jul 2015 22:29  
 Operator : Pocatello Laboratory  
 Sample : Negative Control - UTAK Lot B0689  
 Misc : Analytical Method 3.10.2  
 ALS Vial : 1 Sample Multiplier: 1



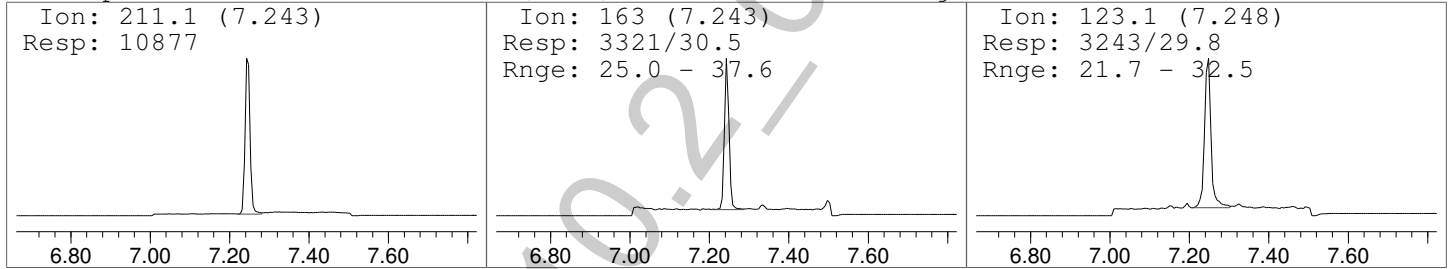
Amphetamine-D8-PFAA

(ISTD) Amount: 100.00 ng/mL



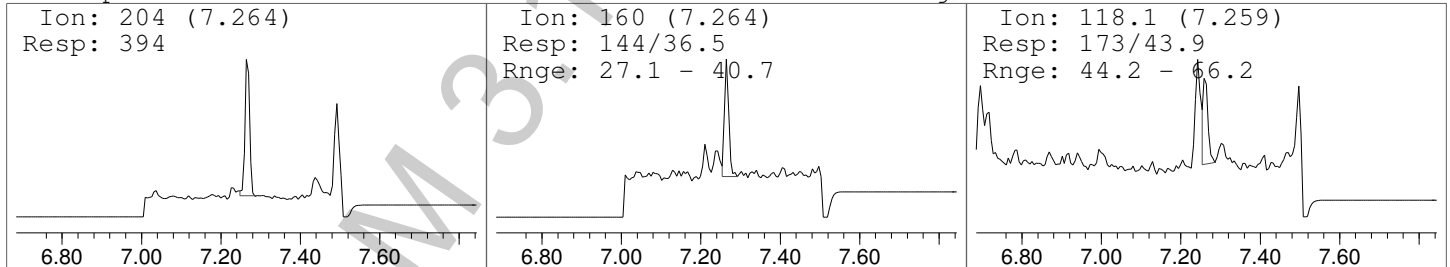
Methamphetamine-D8-PFAA

(ISTD) Amount: 100.00 ng/mL



Methamphetamine-PFAA

Amount: 4.23 ng/mL



Data Path : C:\gcms\1\data\Blood\073115AM\  
 Data File : 25ng\_mL CAL.D  
 Acq On : 31 Jul 2015 23:33  
 Operator : Pocatello Laboratory  
 Sample : 25ng\_mL CAL  
 Misc : Analytical Method 3.10.2  
 ALS Vial : 5 Sample Multiplier: 1

Quant Time: Aug 01 10:28:39 2015  
 Quant Method : C:\gcms\1\methods\A-M.M  
 Quant Title : Amphetamine & Methamphetamine  
 QLast Update : Sat Aug 01 10:28:20 2015  
 Response via : Initial Calibration

Compound	R.T.	QIon	Response	Conc	Units	Dev(Min)	
Internal Standards							
1) Amphetamine-D8-PFAA	6.695	193	32801	100.00	ng/mL	0.00	
3) Methamphetamine-D8-PFAA	7.242	211	14139	100.00	ng/mL	0.00	
Target Compounds							
2) Amphetamine-PFAA	6.717	190	8504	23.86	ng/mL		Qvalue 94
4) Methamphetamine-PFAA	7.264	204	4079	27.92	ng/mL		99

(#) = qualifier out of range (m) = manual integration (+) = signals summed

POC\_AM 3.10.2\_07312015\_DND




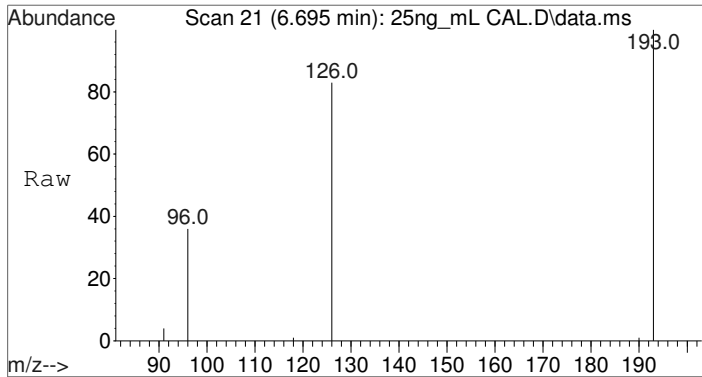


Quantitation Report (Not Reviewed)

Data Path : C:\gcms\1\data\Blood\073115AM\  
Data File : 25ng\_mL CAL.D  
Acq On : 31 Jul 2015 23:33  
Operator : Pocatello Laboratory  
Sample : 25ng\_mL CAL  
Misc : Analytical Method 3.10.2  
ALS Vial : 5 Sample Multiplier: 1

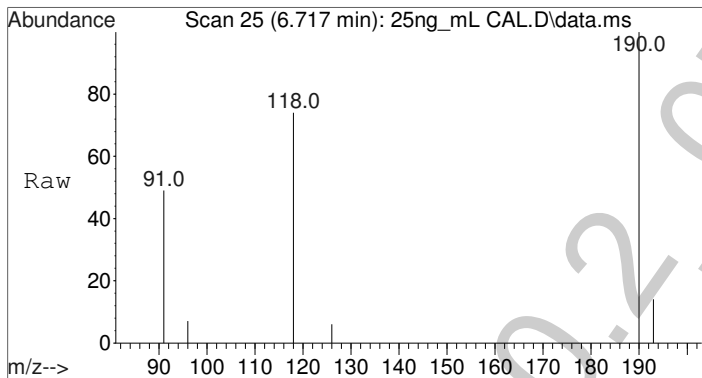
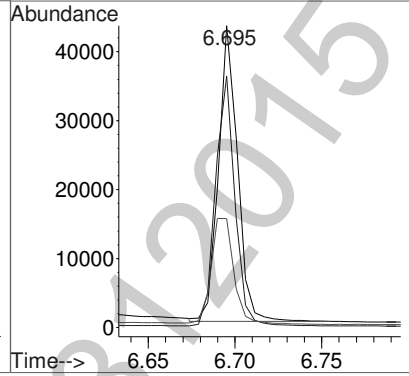
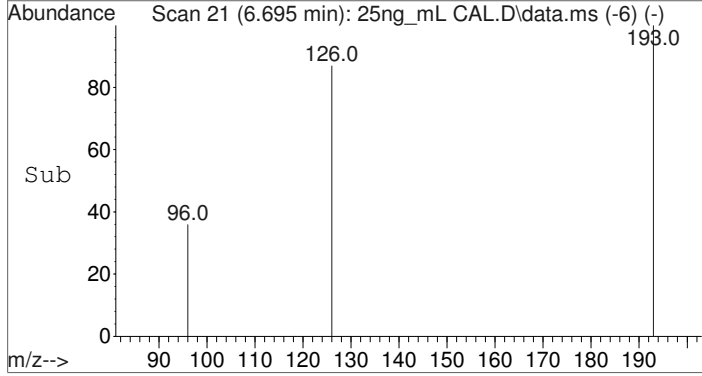
Quant Time: Aug 01 10:28:39 2015  
Quant Method : C:\gcms\1\methods\A-M.M  
Quant Title : Amphetamine & Methamphetamine  
QLast Update : Sat Aug 01 10:28:20 2015  
Response via : Initial Calibration





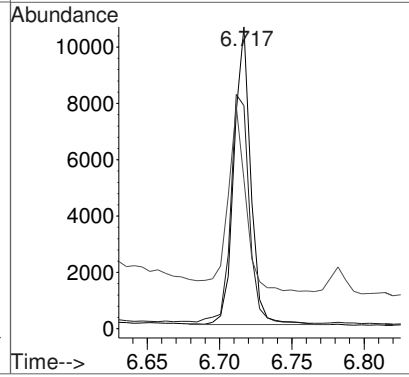
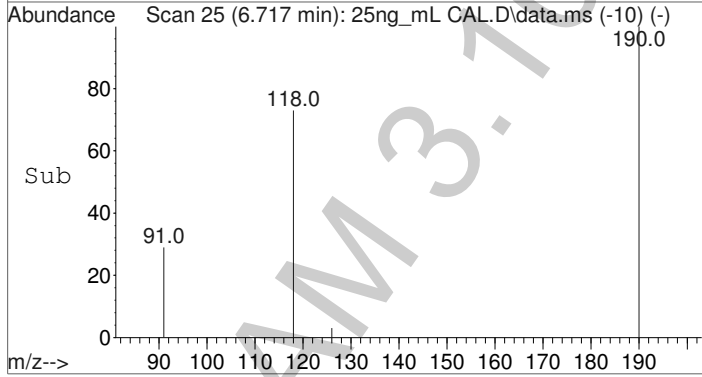
#1  
Amphetamine-D8-PFAA  
Concen: 100.00 ng/mL  
RT: 6.695 min Scan# 21  
Delta R.T. 0.000 min  
Lab File: 25ng\_mL CAL.D  
Acq: 31 Jul 2015 23:33

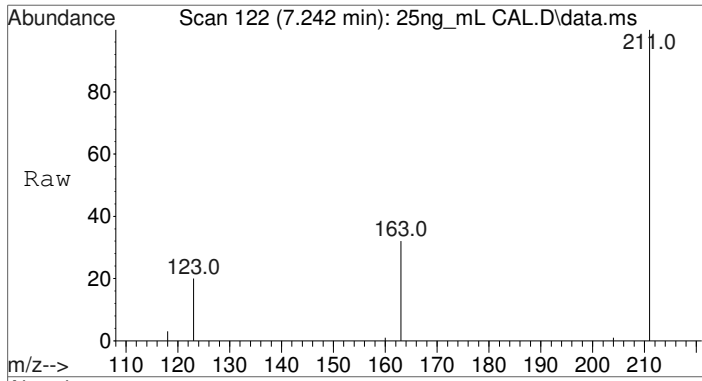
Tgt Ion	Resp	Lower	Upper
193	32801		
193	100		
126	85.6	69.0	103.4
96	43.3	34.3	51.5



#2  
Amphetamine-PFAA  
Concen: 23.86 ng/mL  
RT: 6.717 min Scan# 25  
Delta R.T. -0.000 min  
Lab File: 25ng\_mL CAL.D  
Acq: 31 Jul 2015 23:33

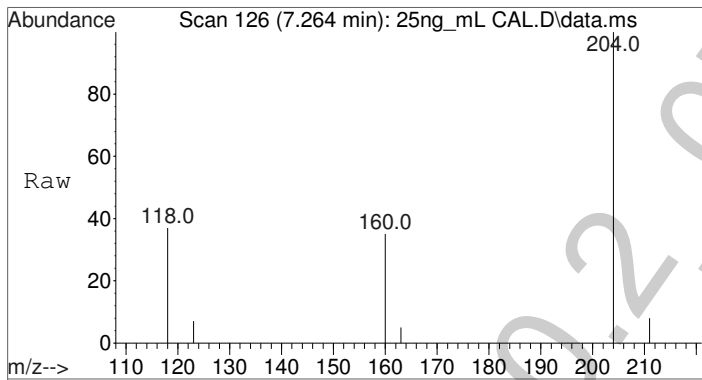
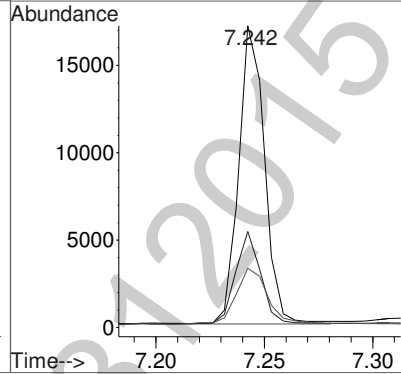
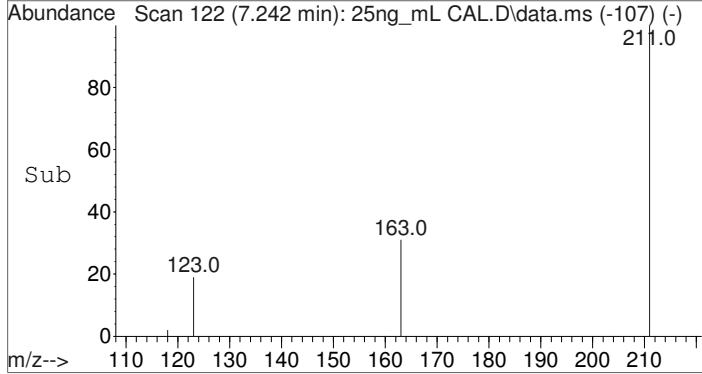
Tgt Ion	Resp	Lower	Upper
190	8504		
190	100		
118	85.1	68.6	102.8
91	67.4	45.7	68.5





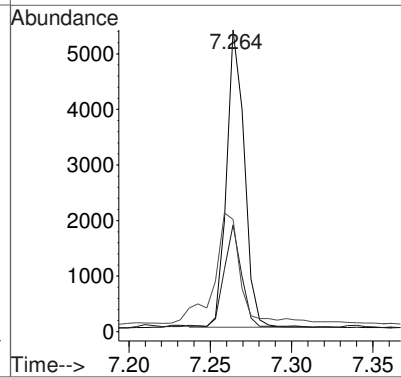
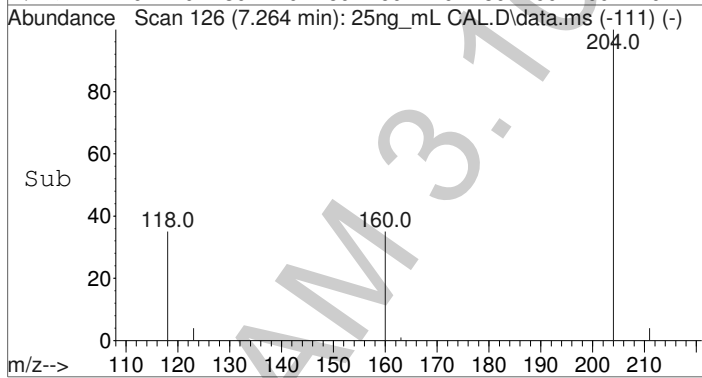
#3  
 Methamphetamine-D8-PFAA  
 Concen: 100.00 ng/mL  
 RT: 7.242 min Scan# 122  
 Delta R.T. 0.000 min  
 Lab File: 25ng\_mL CAL.D  
 Acq: 31 Jul 2015 23:33

Tgt Ion	Resp	Lower	Upper
211	100		
163	29.8	25.0	37.6
123	23.8	21.7	32.5

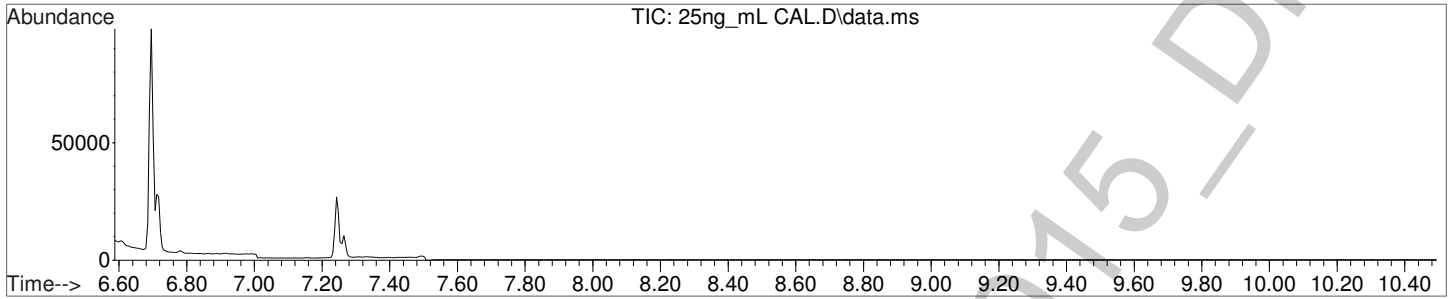


#4  
 Methamphetamine-PFAA  
 Concen: 27.92 ng/mL  
 RT: 7.264 min Scan# 126  
 Delta R.T. 0.000 min  
 Lab File: 25ng\_mL CAL.D  
 Acq: 31 Jul 2015 23:33

Tgt Ion	Resp	Lower	Upper
204	100		
160	34.2	27.1	40.7
118	54.4	44.2	66.2

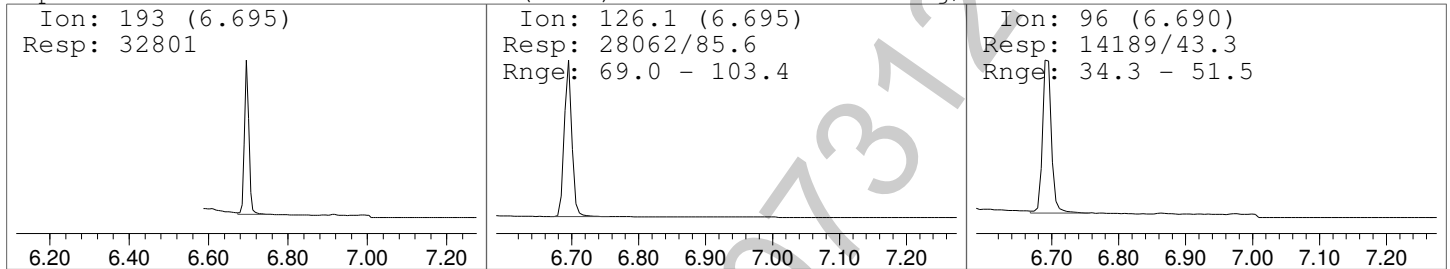


Data Path : C:\gcms\1\data\Blood\073115AM\  
 Data File : 25ng\_mL CAL.D  
 Acq On : 31 Jul 2015 23:33  
 Operator : Pocatello Laboratory  
 Sample : 25ng\_mL CAL  
 Misc : Analytical Method 3.10.2  
 ALS Vial : 5 Sample Multiplier: 1



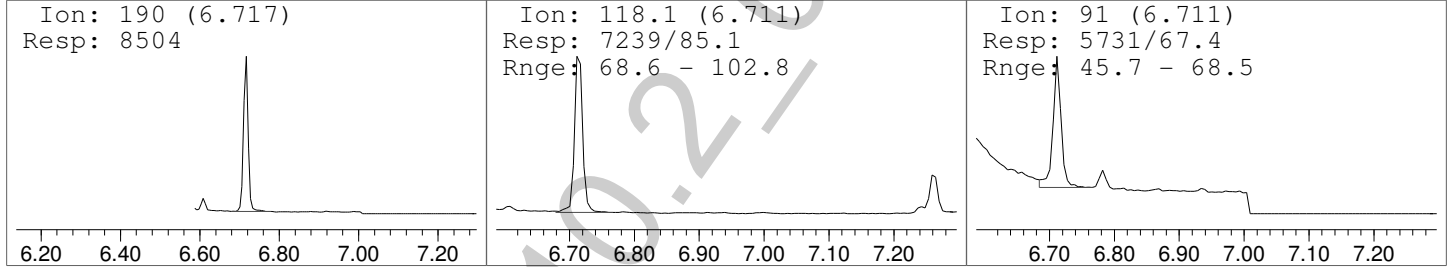
Amphetamine-D8-PFAA

(ISTD) Amount: 100.00 ng/mL



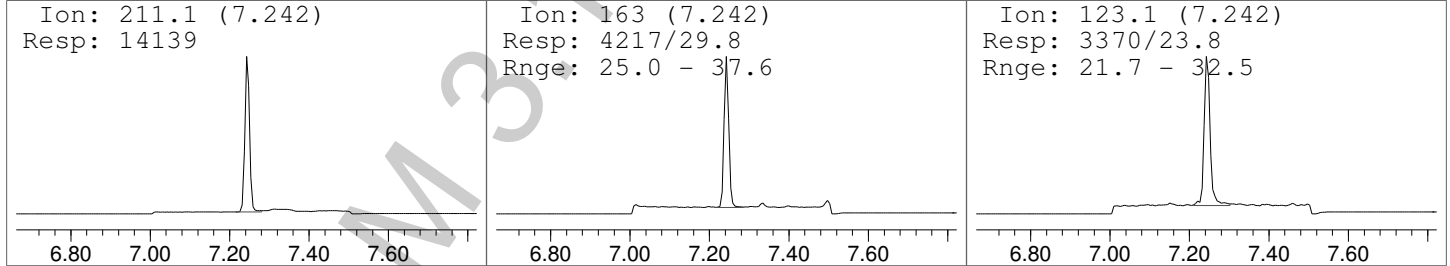
Amphetamine-PFAA

Amount: 23.86 ng/mL



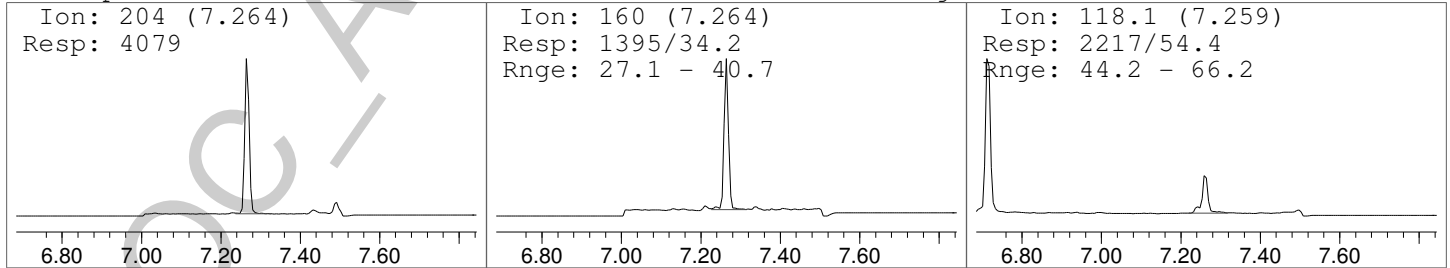
Methamphetamine-D8-PFAA

(ISTD) Amount: 100.00 ng/mL



Methamphetamine-PFAA

Amount: 27.92 ng/mL



Data Path : C:\gcms\1\data\Blood\073115AM\  
 Data File : 50ng\_mL CAL.D  
 Acq On : 31 Jul 2015 23:49  
 Operator : Pocatello Laboratory  
 Sample : 50ng\_mL CAL  
 Misc : Analytical Method 3.10.2  
 ALS Vial : 6 Sample Multiplier: 1

Quant Time: Aug 01 10:29:20 2015  
 Quant Method : C:\gcms\1\methods\A-M.M  
 Quant Title : Amphetamine & Methamphetamine  
 QLast Update : Sat Aug 01 10:28:20 2015  
 Response via : Initial Calibration

Compound	R.T.	QIon	Response	Conc	Units	Dev(Min)
Internal Standards						
1) Amphetamine-D8-PFAA	6.695	193	37594	100.00	ng/mL	0.00
3) Methamphetamine-D8-PFAA	7.242	211	15046	100.00	ng/mL	0.00
Target Compounds						
2) Amphetamine-PFAA	6.717	190	19312	50.53	ng/mL	98
4) Methamphetamine-PFAA	7.264	204	8197	51.99	ng/mL	99

(#) = qualifier out of range (m) = manual integration (+) = signals summed


POC\_AM 3.10.2\_07312015\_DND

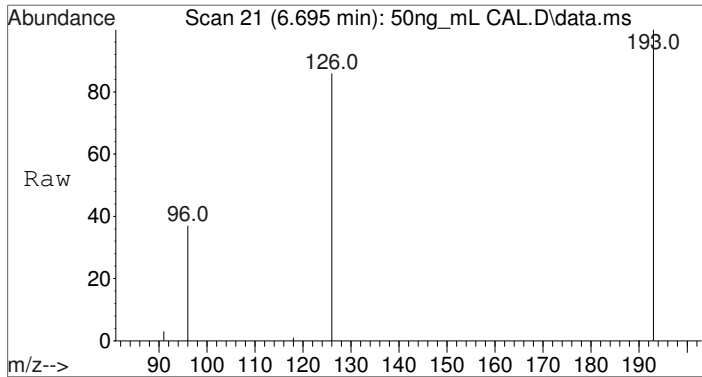


Quantitation Report (Not Reviewed)

Data Path : C:\gcms\1\data\Blood\073115AM\  
Data File : 50ng\_mL CAL.D  
Acq On : 31 Jul 2015 23:49  
Operator : Pocatello Laboratory  
Sample : 50ng\_mL CAL  
Misc : Analytical Method 3.10.2  
ALS Vial : 6 Sample Multiplier: 1

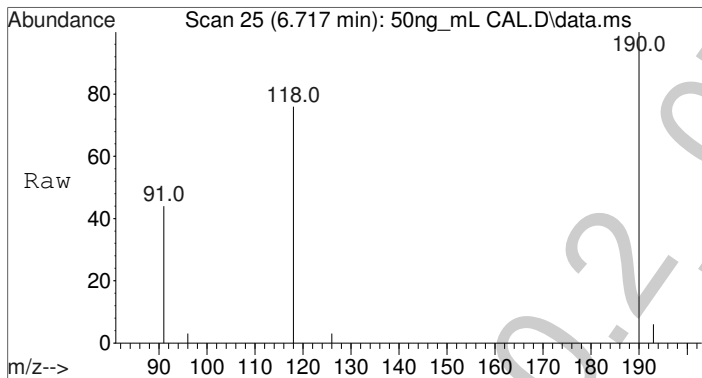
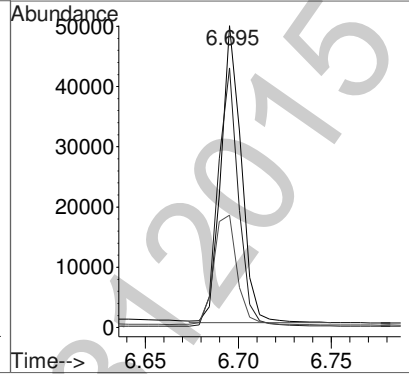
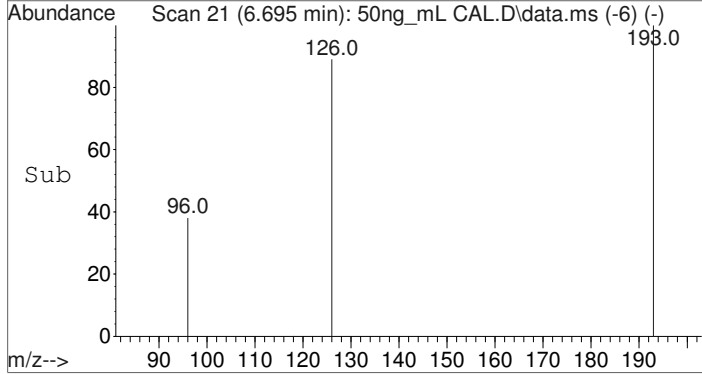
Quant Time: Aug 01 10:29:20 2015  
Quant Method : C:\gcms\1\methods\A-M.M  
Quant Title : Amphetamine & Methamphetamine  
QLast Update : Sat Aug 01 10:28:20 2015  
Response via : Initial Calibration





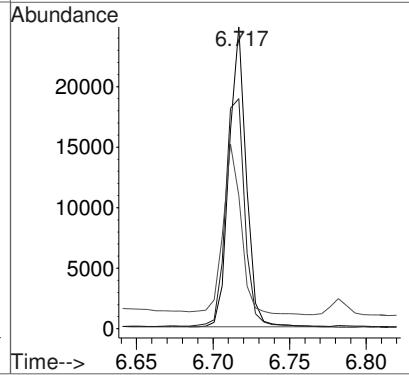
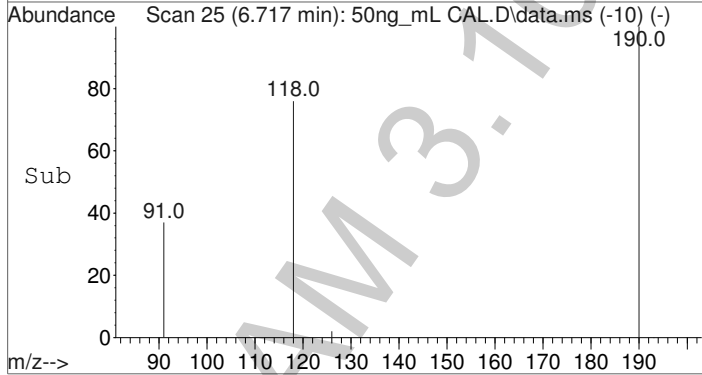
#1  
Amphetamine-D8-PFAA  
Concen: 100.00 ng/mL  
RT: 6.695 min Scan# 21  
Delta R.T. 0.000 min  
Lab File: 50ng\_mL CAL.D  
Acq: 31 Jul 2015 23:49

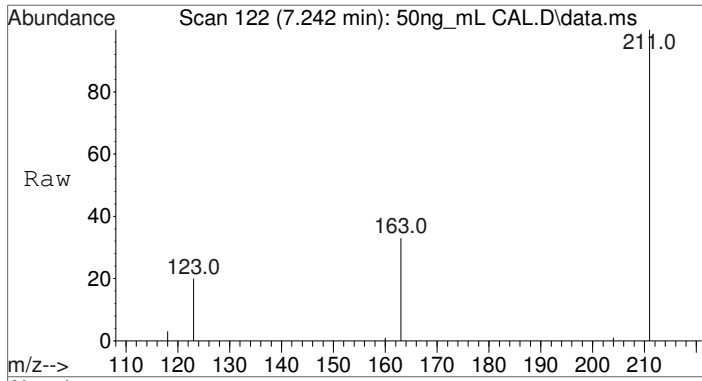
Tgt Ion	Resp	Lower	Upper
193	37594		
193	100		
126	87.1	69.0	103.4
96	42.7	34.3	51.5



#2  
Amphetamine-PFAA  
Concen: 50.53 ng/mL  
RT: 6.717 min Scan# 25  
Delta R.T. -0.000 min  
Lab File: 50ng\_mL CAL.D  
Acq: 31 Jul 2015 23:49

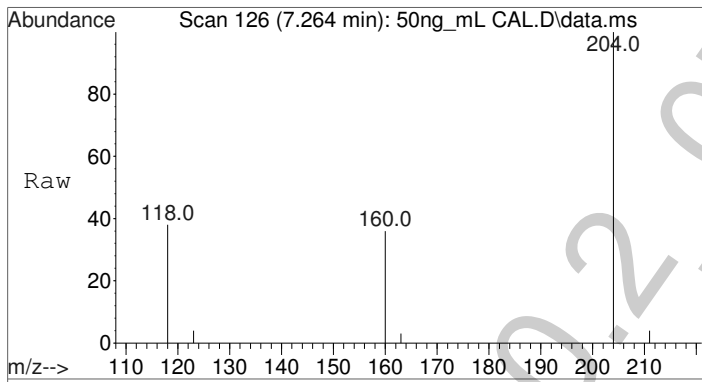
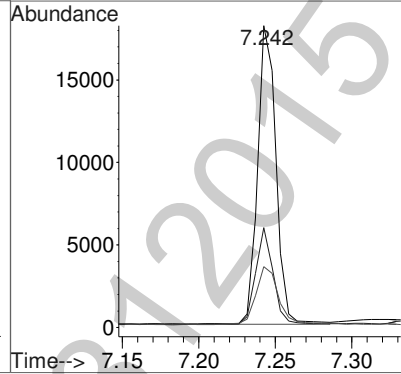
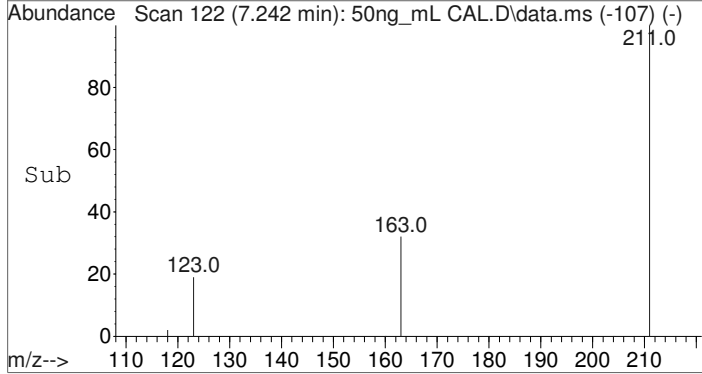
Tgt Ion	Resp	Lower	Upper
190	19312		
190	100		
118	86.2	68.6	102.8
91	60.2	45.7	68.5





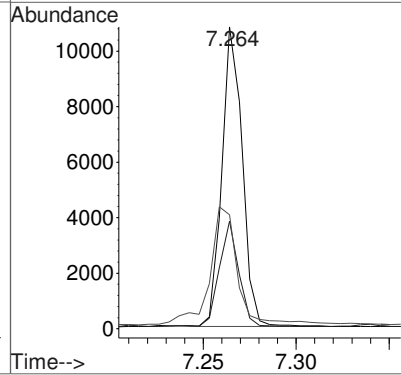
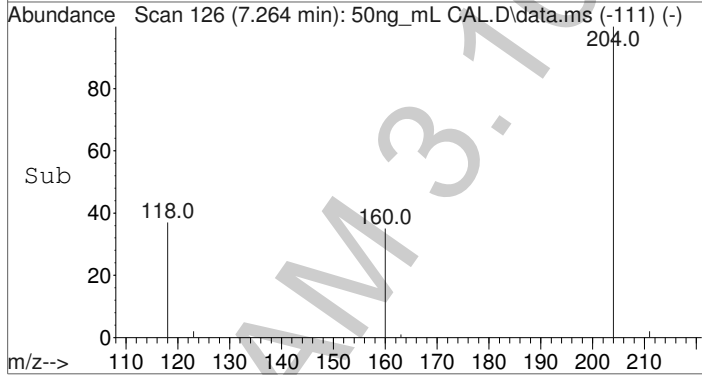
#3  
Methamphetamine-D8-PFAA  
Concen: 100.00 ng/mL  
RT: 7.242 min Scan# 122  
Delta R.T. 0.000 min  
Lab File: 50ng\_mL CAL.D  
Acq: 31 Jul 2015 23:49

Tgt Ion	Resp	Lower	Upper
211	15046		
211	100		
163	30.1	25.0	37.6
123	24.4	21.7	32.5



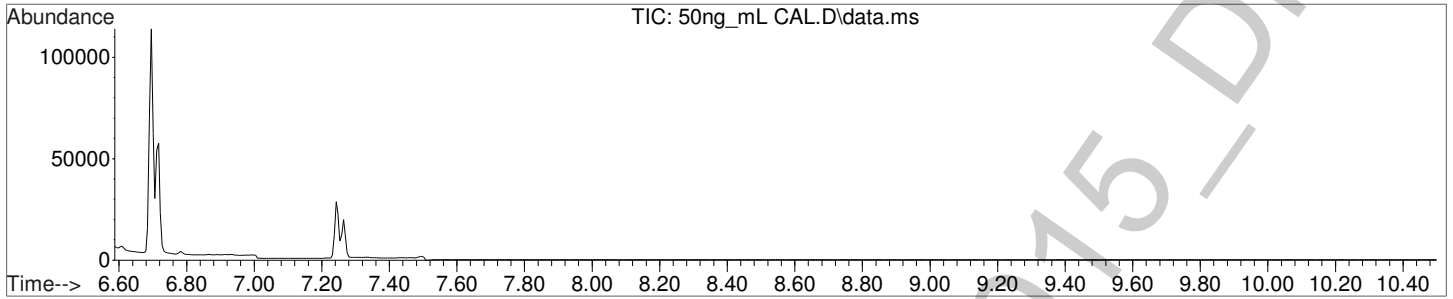
#4  
Methamphetamine-PFAA  
Concen: 51.99 ng/mL  
RT: 7.264 min Scan# 126  
Delta R.T. 0.000 min  
Lab File: 50ng\_mL CAL.D  
Acq: 31 Jul 2015 23:49

Tgt Ion	Resp	Lower	Upper
204	8197		
204	100		
160	34.0	27.1	40.7
118	53.8	44.2	66.2



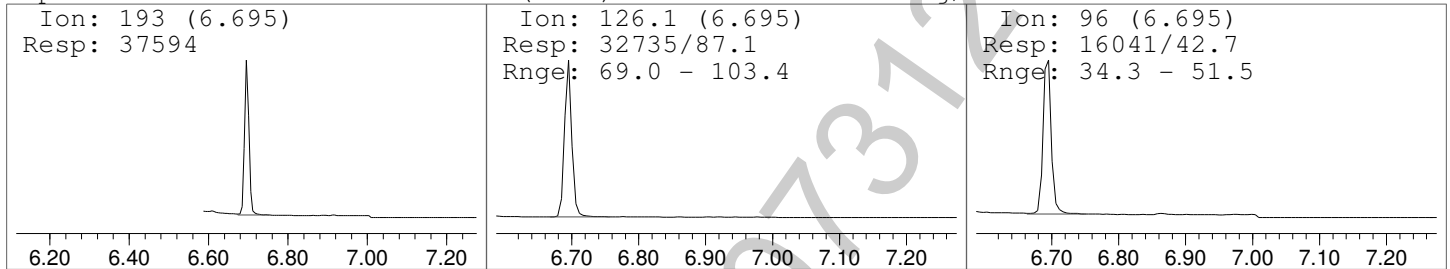


Data Path : C:\gcms\1\data\Blood\073115AM\  
 Data File : 50ng\_mL CAL.D  
 Acq On : 31 Jul 2015 23:49  
 Operator : Pocatello Laboratory  
 Sample : 50ng\_mL CAL  
 Misc : Analytical Method 3.10.2  
 ALS Vial : 6 Sample Multiplier: 1



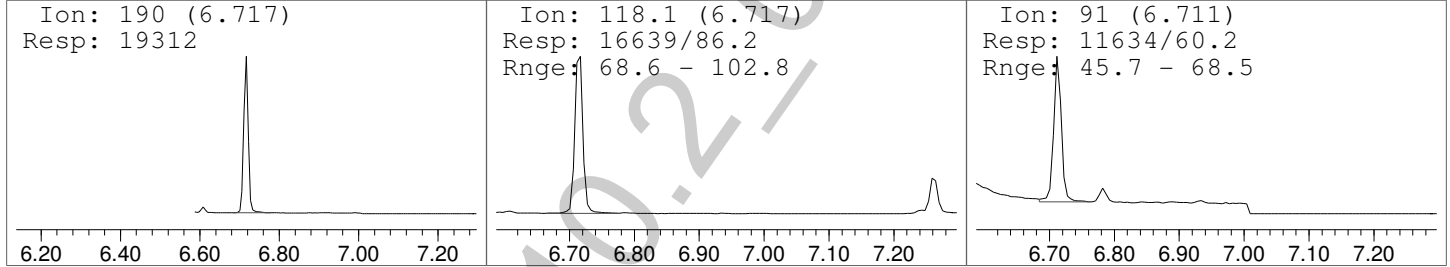
Amphetamine-D8-PFAA

(ISTD) Amount: 100.00 ng/mL



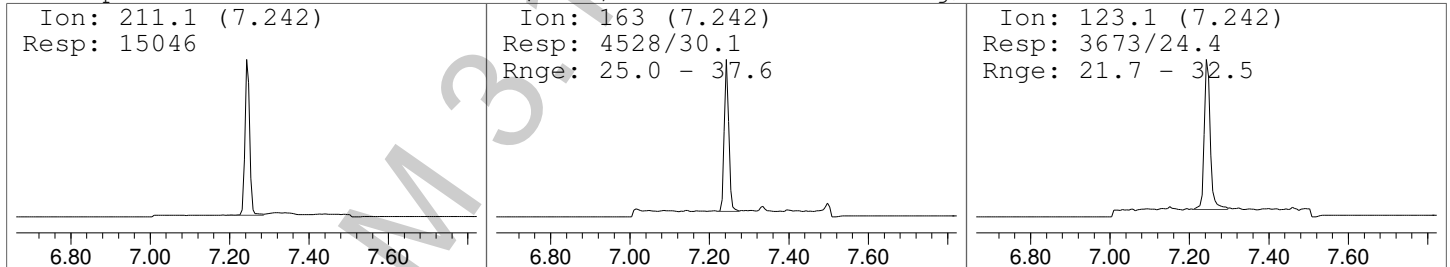
Amphetamine-PFAA

Amount: 50.53 ng/mL



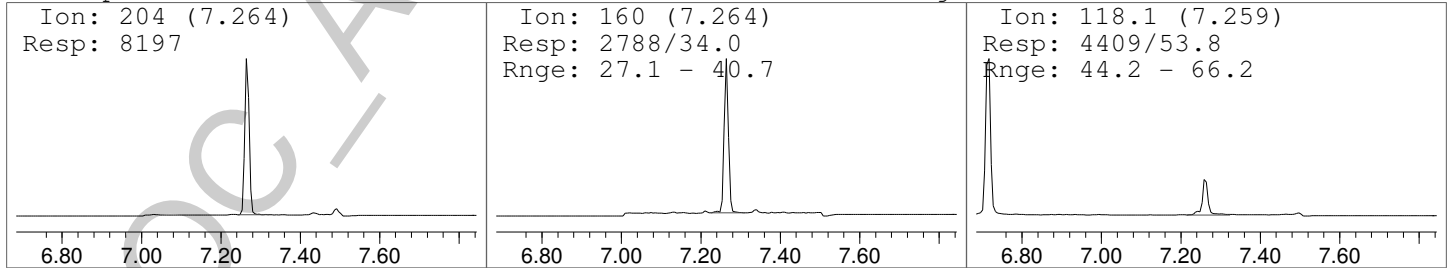
Methamphetamine-D8-PFAA

(ISTD) Amount: 100.00 ng/mL



Methamphetamine-PFAA

Amount: 51.99 ng/mL



Data Path : C:\gcms\1\data\Blood\073115AM\  
 Data File : 100ng\_mL CAL.D  
 Acq On : 1 Aug 2015 00:05  
 Operator : Pocatello Laboratory  
 Sample : 100ng\_mL CAL  
 Misc : Analytical Method 3.10.2  
 ALS Vial : 7 Sample Multiplier: 1

Quant Time: Aug 01 10:29:52 2015  
 Quant Method : C:\gcms\1\methods\A-M.M  
 Quant Title : Amphetamine & Methamphetamine  
 QLast Update : Sat Aug 01 10:28:20 2015  
 Response via : Initial Calibration

Compound	R.T.	QIon	Response	Conc	Units	Dev(Min)
Internal Standards						
1) Amphetamine-D8-PFAA	6.695	193	31350	100.00	ng/mL	0.00
3) Methamphetamine-D8-PFAA	7.242	211	14349	100.00	ng/mL	0.00
Target Compounds						
2) Amphetamine-PFAA	6.717	190	29897	96.66	ng/mL	100
4) Methamphetamine-PFAA	7.264	204	14377	94.91	ng/mL	100


(#) = qualifier out of range (m) = manual integration (+) = signals summed

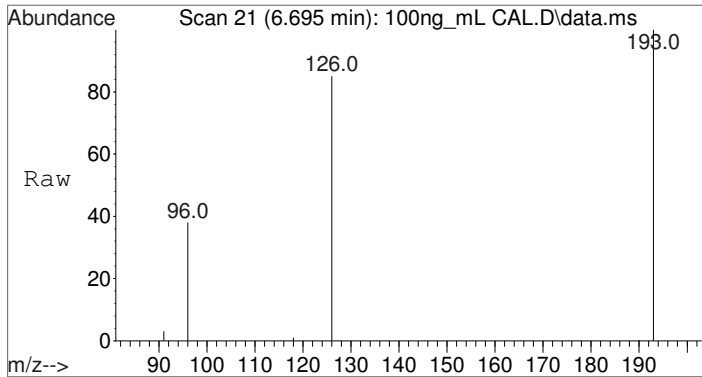


Quantitation Report (Not Reviewed)

Data Path : C:\gcms\1\data\Blood\073115AM\  
Data File : 100ng\_mL CAL.D  
Acq On : 1 Aug 2015 00:05  
Operator : Pocatello Laboratory  
Sample : 100ng\_mL CAL  
Misc : Analytical Method 3.10.2  
ALS Vial : 7 Sample Multiplier: 1

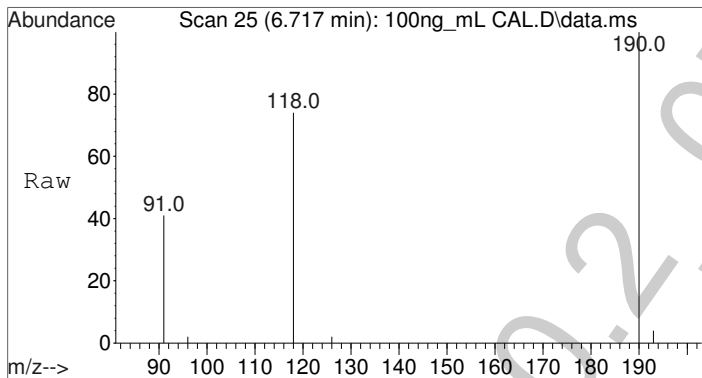
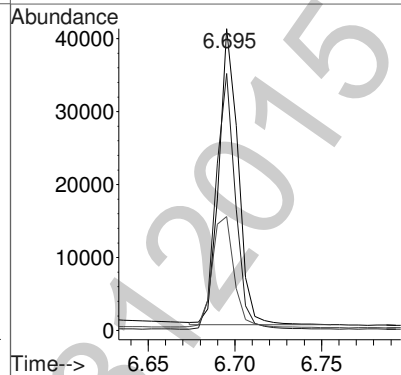
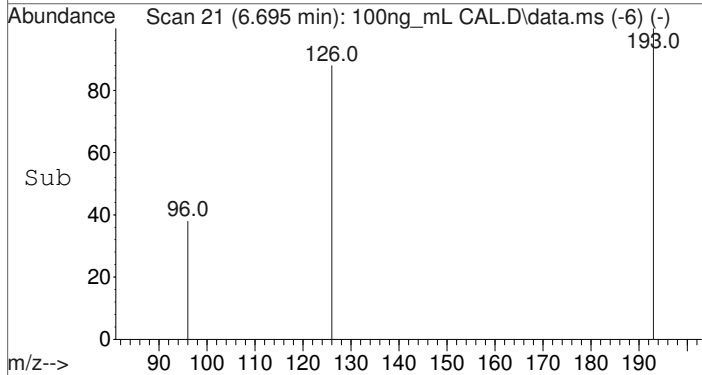
Quant Time: Aug 01 10:29:52 2015  
Quant Method : C:\gcms\1\methods\A-M.M  
Quant Title : Amphetamine & Methamphetamine  
QLast Update : Sat Aug 01 10:28:20 2015  
Response via : Initial Calibration





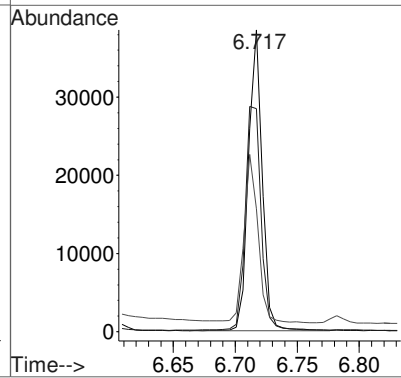
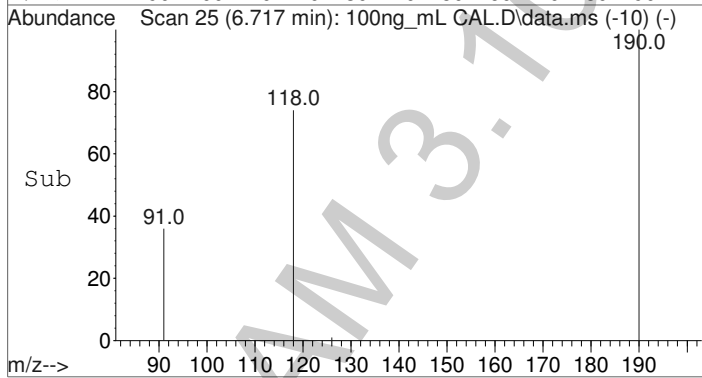
#1  
Amphetamine-D8-PFAA  
Concen: 100.00 ng/mL  
RT: 6.695 min Scan# 21  
Delta R.T. 0.000 min  
Lab File: 100ng\_mL CAL.D  
Acq: 1 Aug 2015 00:05

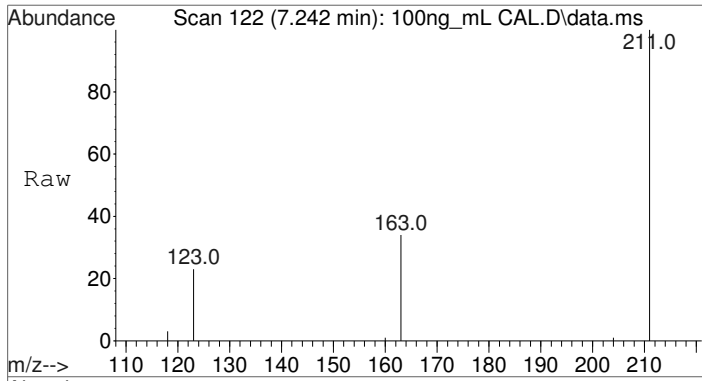
Tgt Ion	Ratio	Resp	Lower	Upper
193	100	31350		
126	86.2	69.0	103.4	
96	42.9	34.3	51.5	



#2  
Amphetamine-PFAA  
Concen: 96.66 ng/mL  
RT: 6.717 min Scan# 25  
Delta R.T. -0.000 min  
Lab File: 100ng\_mL CAL.D  
Acq: 1 Aug 2015 00:05

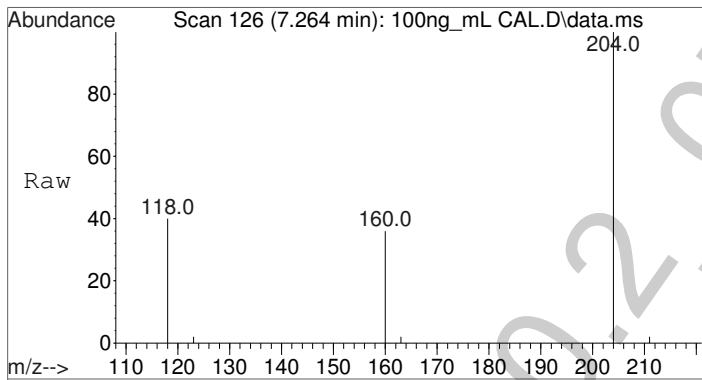
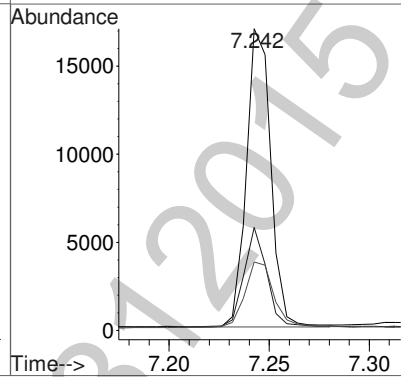
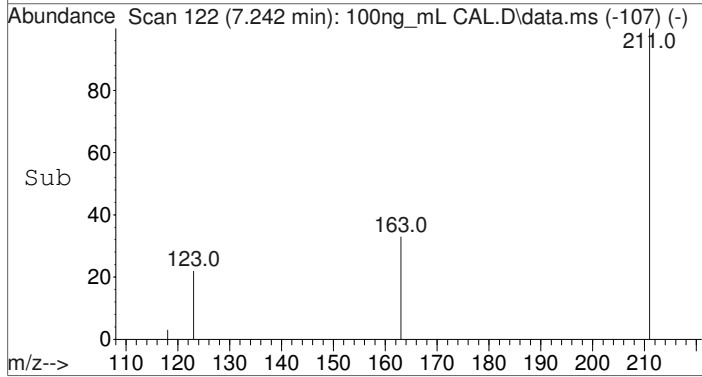
Tgt Ion	Ratio	Resp	Lower	Upper
190	100	29897		
118	85.7	68.6	102.8	
91	57.1	45.7	68.5	





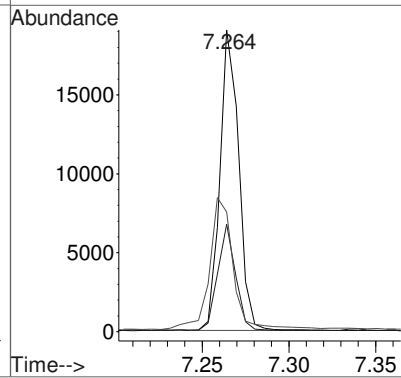
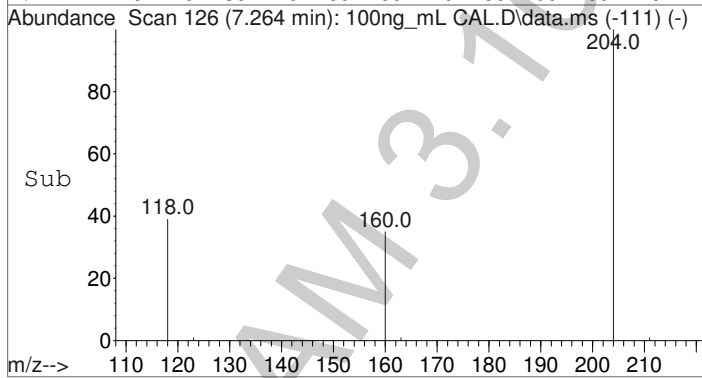
#3  
 Methamphetamine-D8-PFAA  
 Concen: 100.00 ng/mL  
 RT: 7.242 min Scan# 122  
 Delta R.T. 0.000 min  
 Lab File: 100ng\_mL CAL.D  
 Acq: 1 Aug 2015 00:05

Tgt Ion	Resp	Lower	Upper
211	100		
163	31.3	25.0	37.6
123	27.1	21.7	32.5

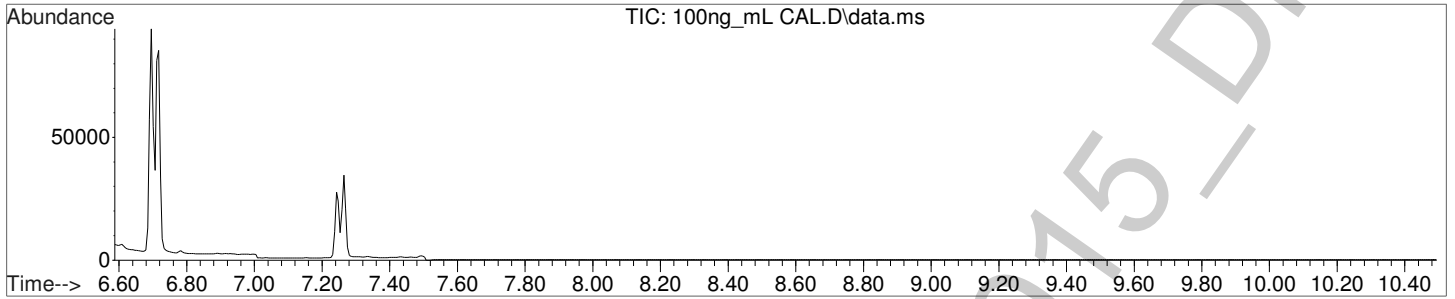


#4  
 Methamphetamine-PFAA  
 Concen: 94.91 ng/mL  
 RT: 7.264 min Scan# 126  
 Delta R.T. 0.000 min  
 Lab File: 100ng\_mL CAL.D  
 Acq: 1 Aug 2015 00:05

Tgt Ion	Resp	Lower	Upper
204	100		
160	33.9	27.1	40.7
118	55.2	44.2	66.2

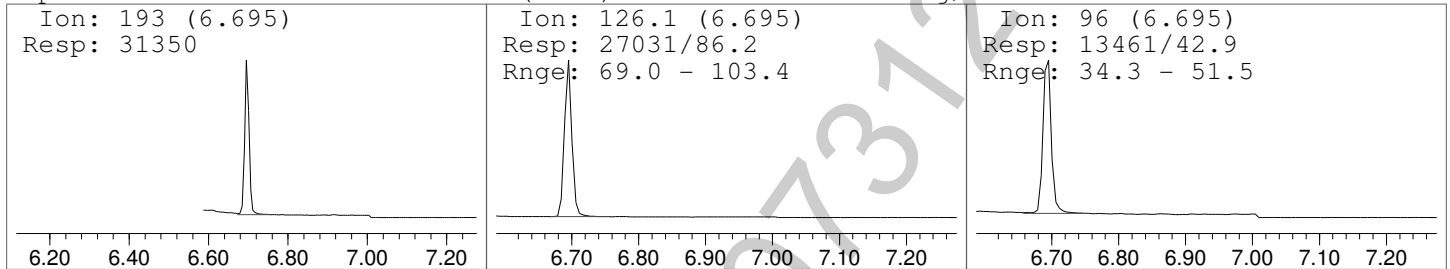


Data Path : C:\gcms\1\data\Blood\073115AM\  
 Data File : 100ng\_mL CAL.D  
 Acq On : 1 Aug 2015 00:05  
 Operator : Pocatello Laboratory  
 Sample : 100ng\_mL CAL  
 Misc : Analytical Method 3.10.2  
 ALS Vial : 7 Sample Multiplier: 1



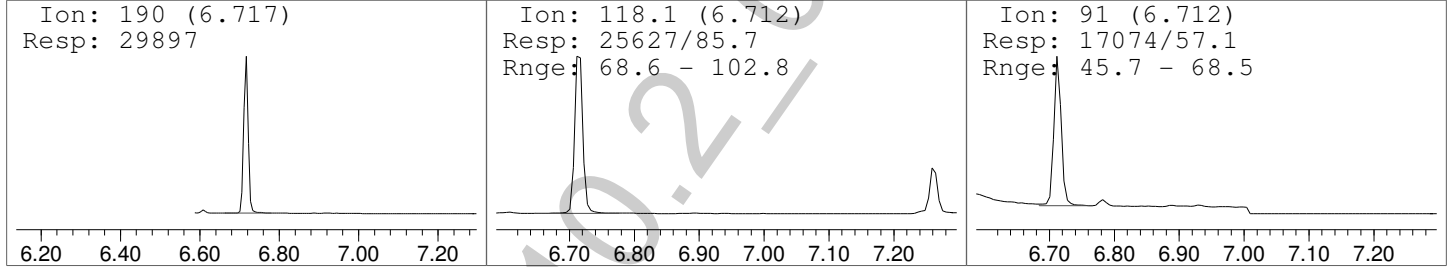
Amphetamine-D8-PFAA

(ISTD) Amount: 100.00 ng/mL



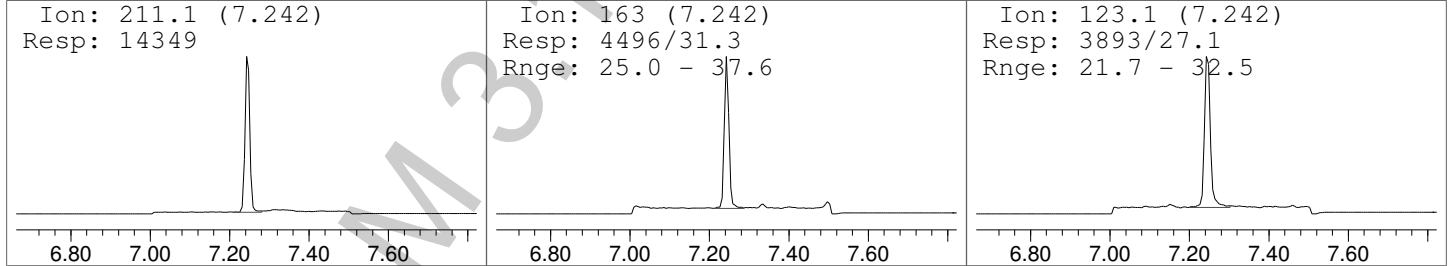
Amphetamine-PFAA

Amount: 96.66 ng/mL



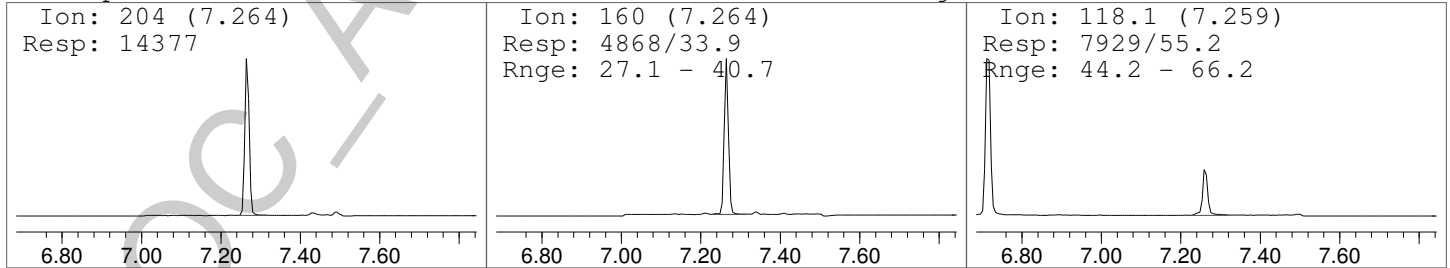
Methamphetamine-D8-PFAA

(ISTD) Amount: 100.00 ng/mL



Methamphetamine-PFAA

Amount: 94.91 ng/mL



Data Path : C:\gcms\1\data\Blood\073115AM\  
 Data File : 250ng\_mL CAL.D  
 Acq On : 1 Aug 2015 00:21  
 Operator : Pocatello Laboratory  
 Sample : 250ng\_mL CAL  
 Misc : Analytical Method 3.10.2  
 ALS Vial : 8 Sample Multiplier: 1



Quant Time: Aug 01 10:30:21 2015  
 Quant Method : C:\gcms\1\methods\A-M.M  
 Quant Title : Amphetamine & Methamphetamine  
 QLast Update : Sat Aug 01 10:28:20 2015  
 Response via : Initial Calibration


Compound	R.T.	QIon	Response	Conc	Units	Dev(Min)	
Internal Standards							
1) Amphetamine-D8-PFAA	6.695	193	36747	100.00	ng/mL	0.00	
3) Methamphetamine-D8-PFAA	7.242	211	14111	100.00	ng/mL	0.00	
Target Compounds							
2) Amphetamine-PFAA	6.717	190	91091	256.57	ng/mL		Qvalue 99
4) Methamphetamine-PFAA	7.264	204	37298	249.02	ng/mL		100

(#) = qualifier out of range (m) = manual integration (+) = signals summed

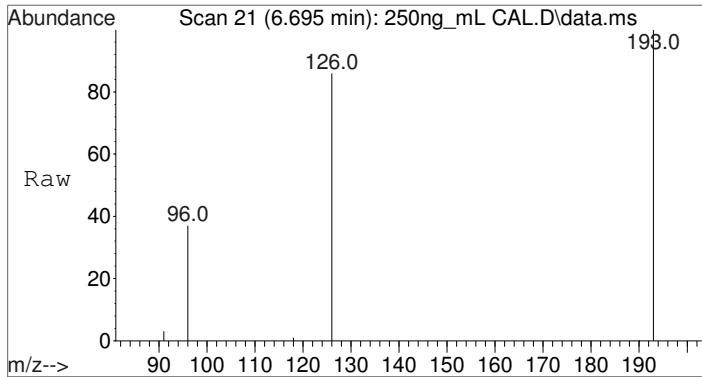
Quantitation Report (Not Reviewed)

Data Path : C:\gcms\1\data\Blood\073115AM\  
Data File : 250ng\_mL CAL.D  
Acq On : 1 Aug 2015 00:21  
Operator : Pocatello Laboratory  
Sample : 250ng\_mL CAL  
Misc : Analytical Method 3.10.2  
ALS Vial : 8 Sample Multiplier: 1

Quant Time: Aug 01 10:30:21 2015  
Quant Method : C:\gcms\1\methods\A-M.M  
Quant Title : Amphetamine & Methamphetamine  
QLast Update : Sat Aug 01 10:28:20 2015  
Response via : Initial Calibration

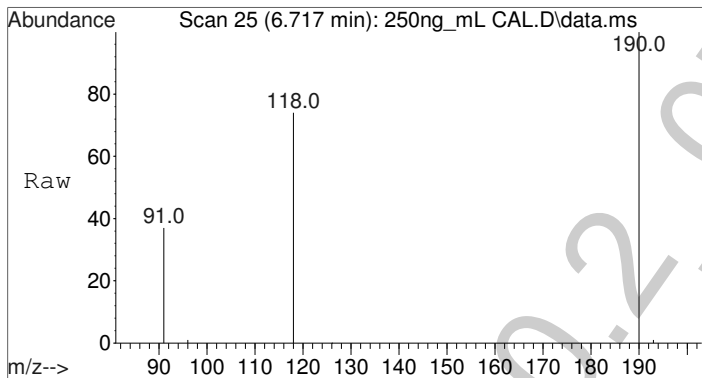
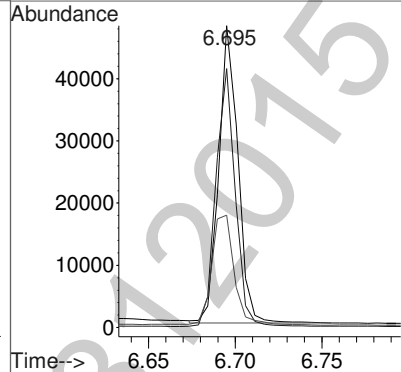
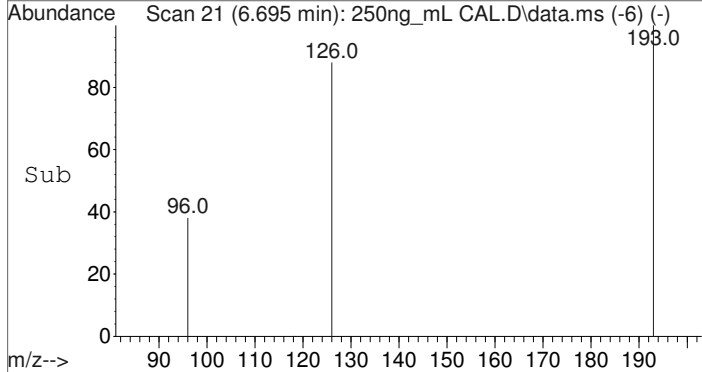






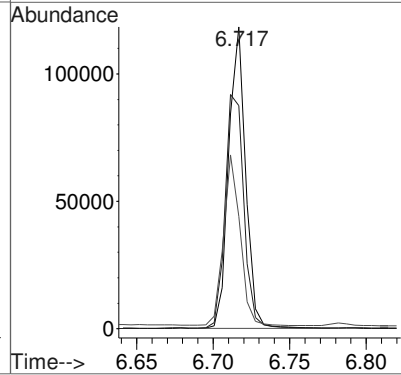
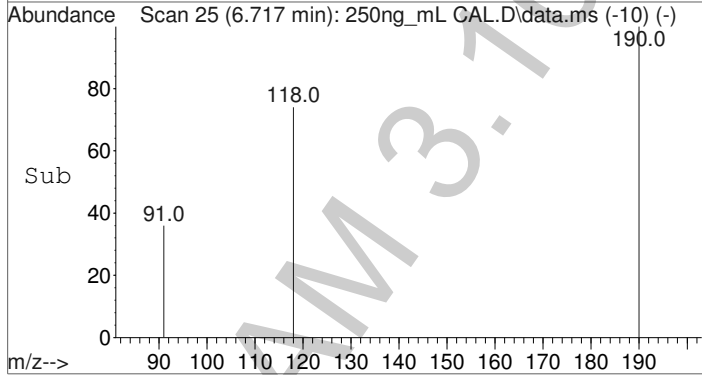
#1  
 Amphetamine-D8-PFAA  
 Concen: 100.00 ng/mL  
 RT: 6.695 min Scan# 21  
 Delta R.T. 0.000 min  
 Lab File: 250ng\_mL CAL.D  
 Acq: 1 Aug 2015 00:21

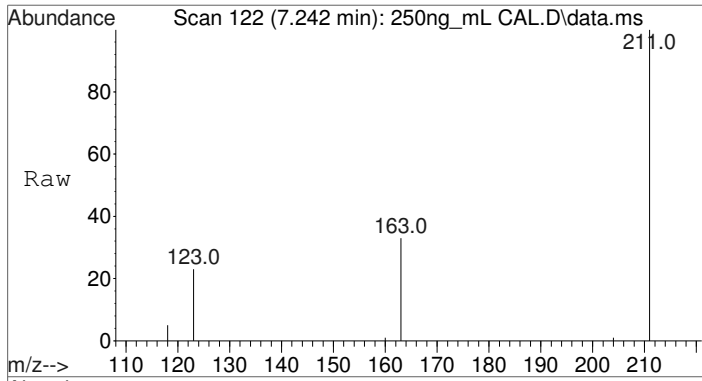
Tgt Ion	Resp	Lower	Upper
193	36747		
193	100		
126	86.8	69.0	103.4
96	43.9	34.3	51.5



#2  
 Amphetamine-PFAA  
 Concen: 256.57 ng/mL  
 RT: 6.717 min Scan# 25  
 Delta R.T. -0.000 min  
 Lab File: 250ng\_mL CAL.D  
 Acq: 1 Aug 2015 00:21

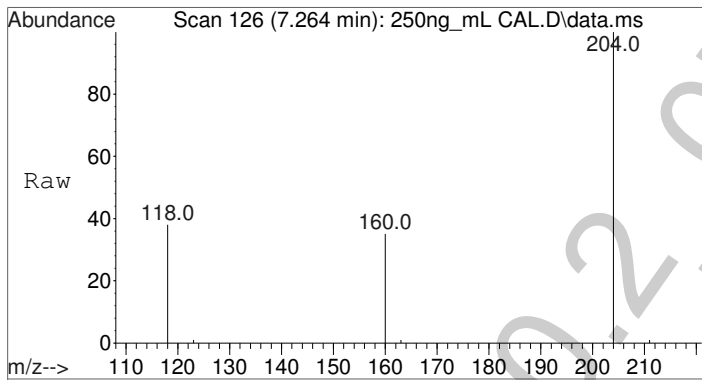
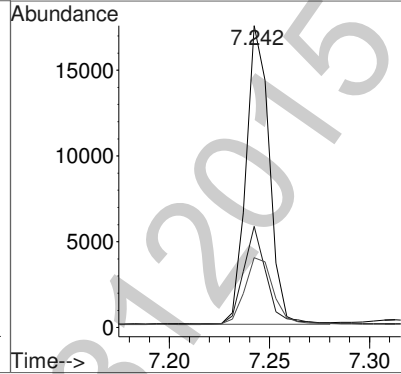
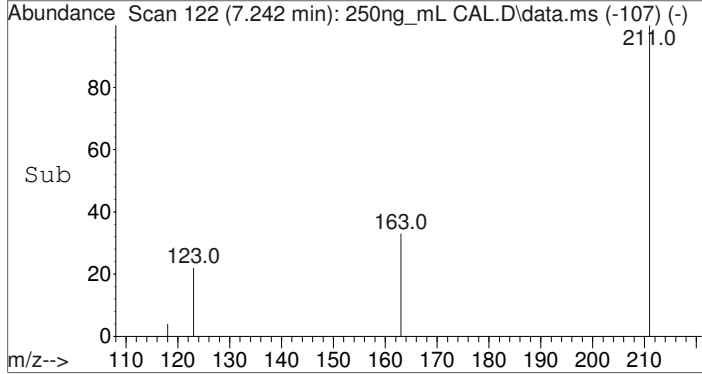
Tgt Ion	Resp	Lower	Upper
190	91091		
190	100		
118	85.7	68.6	102.8
91	55.4	45.7	68.5





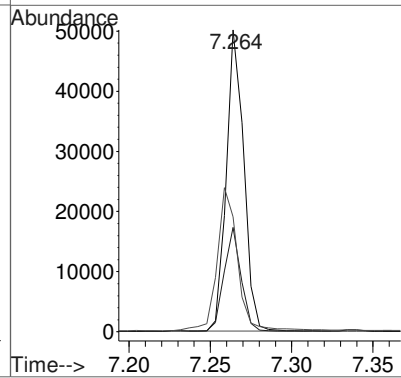
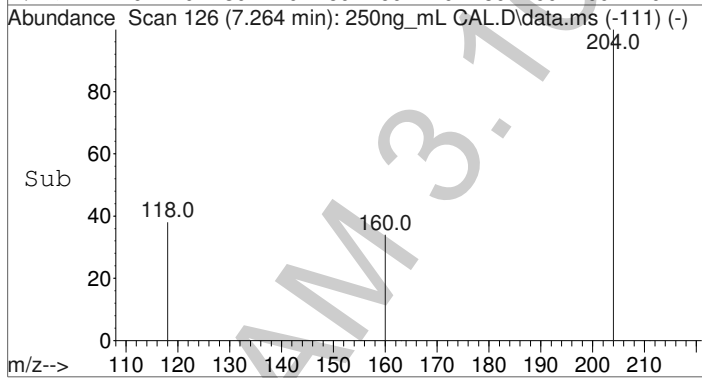
#3  
 Methamphetamine-D8-PFAA  
 Concen: 100.00 ng/mL  
 RT: 7.242 min Scan# 122  
 Delta R.T. 0.000 min  
 Lab File: 250ng\_mL CAL.D  
 Acq: 1 Aug 2015 00:21

Tgt Ion	Resp	Lower	Upper
211	14111	100	
163	31.8	25.0	37.6
123	28.1	21.7	32.5

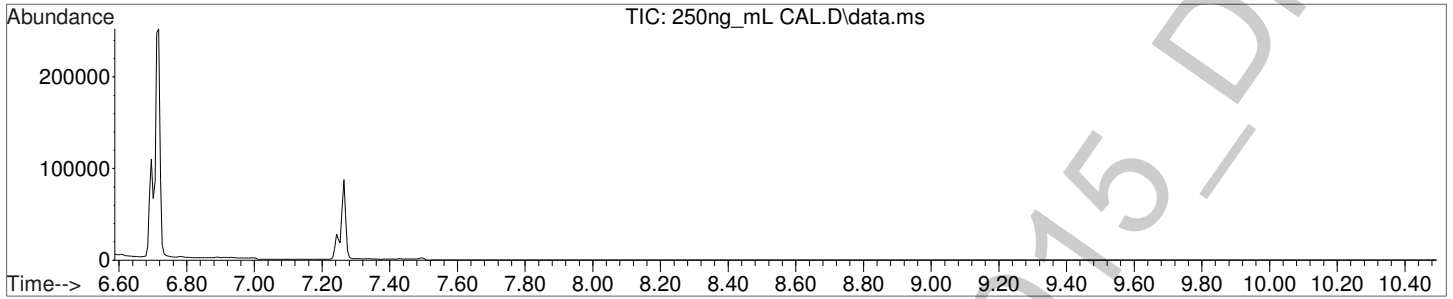


#4  
 Methamphetamine-PFAA  
 Concen: 249.02 ng/mL  
 RT: 7.264 min Scan# 126  
 Delta R.T. -0.000 min  
 Lab File: 250ng\_mL CAL.D  
 Acq: 1 Aug 2015 00:21

Tgt Ion	Resp	Lower	Upper
204	37298	100	
160	33.8	27.1	40.7
118	55.4	44.2	66.2

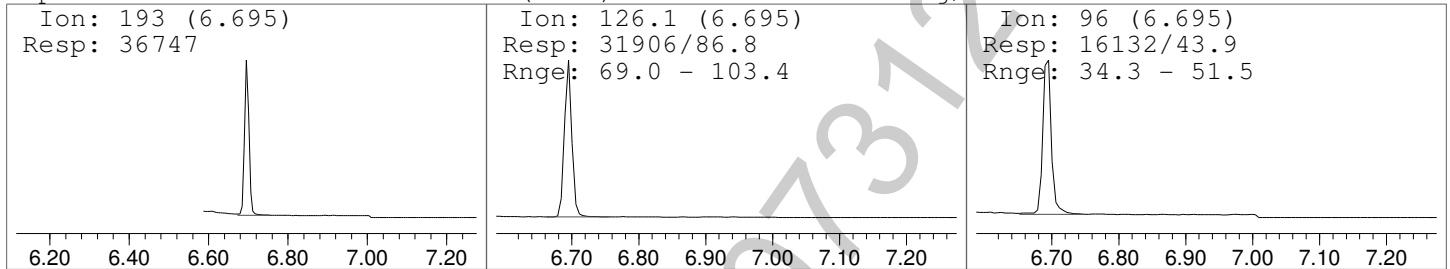


Data Path : C:\gcms\1\data\Blood\073115AM\  
 Data File : 250ng\_mL CAL.D  
 Acq On : 1 Aug 2015 00:21  
 Operator : Pocatello Laboratory  
 Sample : 250ng\_mL CAL  
 Misc : Analytical Method 3.10.2  
 ALS Vial : 8 Sample Multiplier: 1



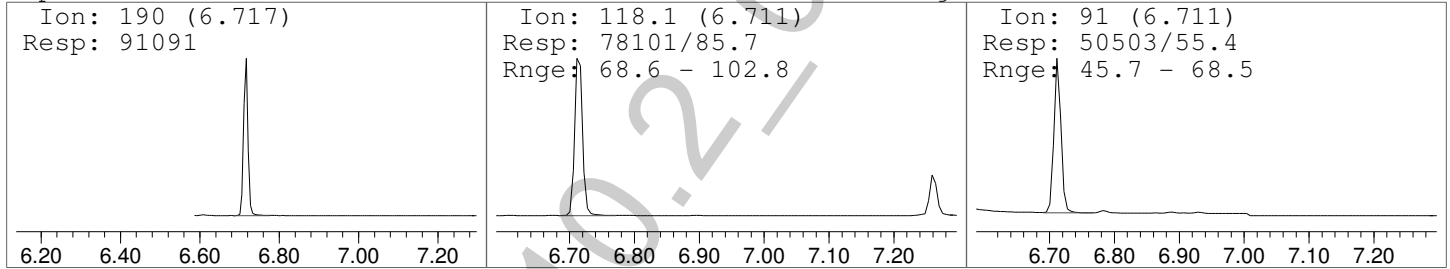
Amphetamine-D8-PFAA

(ISTD) Amount: 100.00 ng/mL



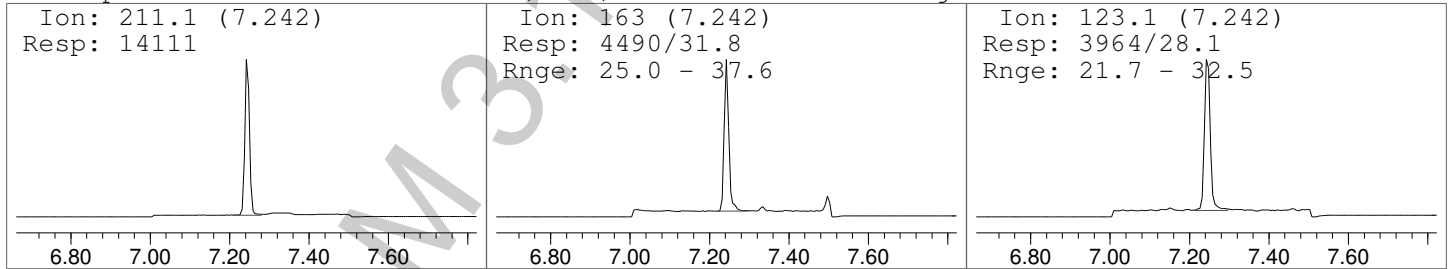
Amphetamine-PFAA

Amount: 256.57 ng/mL



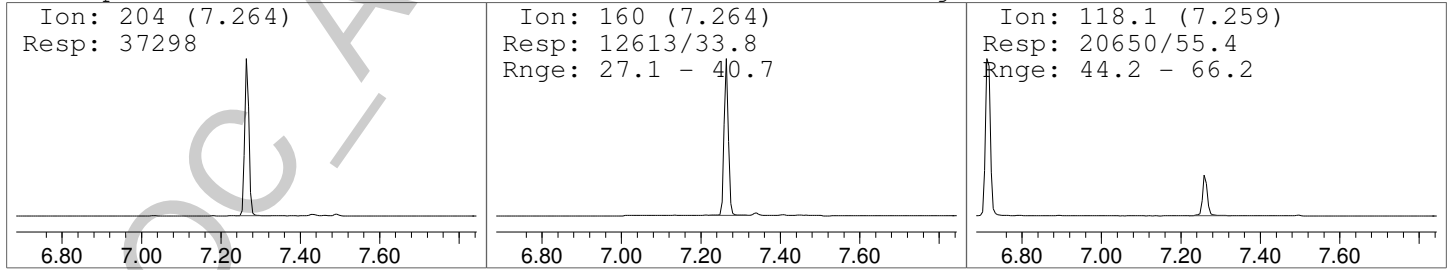
Methamphetamine-D8-PFAA

(ISTD) Amount: 100.00 ng/mL



Methamphetamine-PFAA

Amount: 249.02 ng/mL



Data Path : C:\gcms\1\data\Blood\073115AM\  
 Data File : 500ng\_mL CAL.D  
 Acq On : 1 Aug 2015 00:37  
 Operator : Pocatello Laboratory  
 Sample : 500ng\_mL CAL  
 Misc : Analytical Method 3.10.2  
 ALS Vial : 9 Sample Multiplier: 1

Quant Time: Aug 01 10:30:51 2015  
 Quant Method : C:\gcms\1\methods\A-M.M  
 Quant Title : Amphetamine & Methamphetamine  
 QLast Update : Sat Aug 01 10:28:20 2015  
 Response via : Initial Calibration

Compound	R.T.	QIon	Response	Conc	Units	Dev(Min)
Internal Standards						
1) Amphetamine-D8-PFAA	6.695	193	44085	100.00	ng/mL	0.00
3) Methamphetamine-D8-PFAA	7.242	211	18588	100.00	ng/mL	0.00
Target Compounds						Qvalue
2) Amphetamine-PFAA	6.717	190	210543	497.39	ng/mL	99
4) Methamphetamine-PFAA	7.264	204	99045	501.16	ng/mL	97


(#) = qualifier out of range (m) = manual integration (+) = signals summed

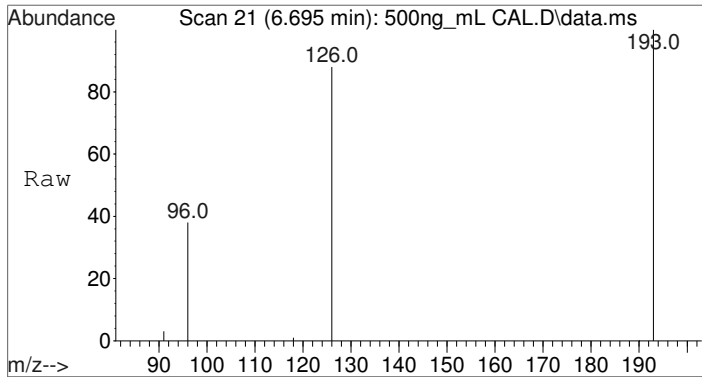
POC\_AM 3.10.2\_07312015\_DND



Data Path : C:\gcms\1\data\Blood\073115AM\  
Data File : 500ng\_mL CAL.D  
Acq On : 1 Aug 2015 00:37  
Operator : Pocatello Laboratory  
Sample : 500ng\_mL CAL  
Misc : Analytical Method 3.10.2  
ALS Vial : 9 Sample Multiplier: 1

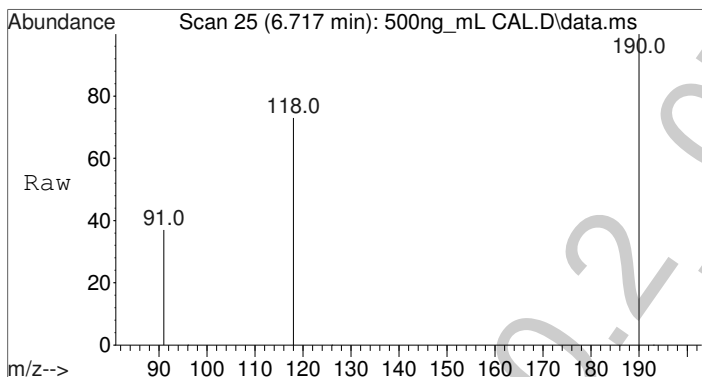
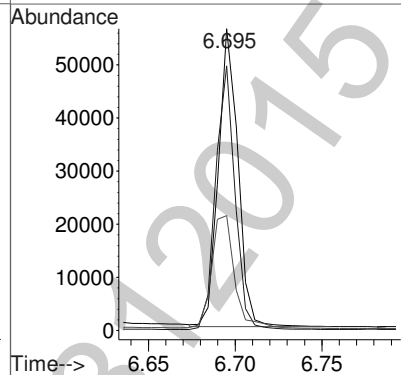
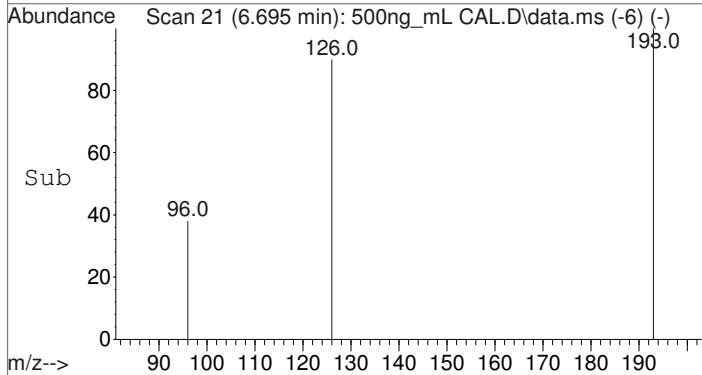
Quant Time: Aug 01 10:30:51 2015  
Quant Method : C:\gcms\1\methods\A-M.M  
Quant Title : Amphetamine & Methamphetamine  
QLast Update : Sat Aug 01 10:28:20 2015  
Response via : Initial Calibration





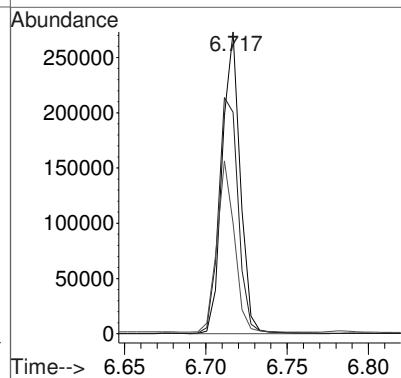
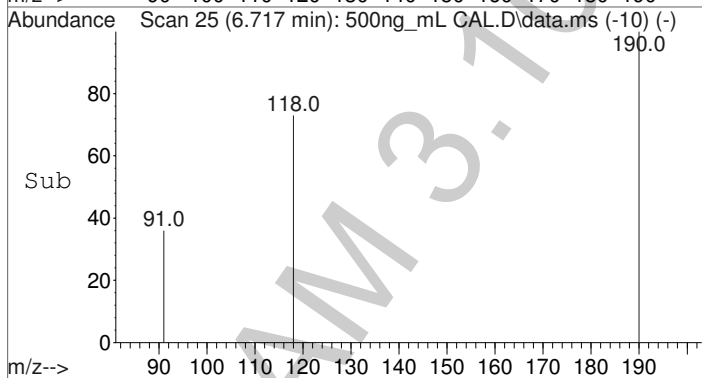
#1  
 Amphetamine-D8-PFAA  
 Concen: 100.00 ng/mL  
 RT: 6.695 min Scan# 21  
 Delta R.T. 0.000 min  
 Lab File: 500ng\_mL CAL.D  
 Acq: 1 Aug 2015 00:37

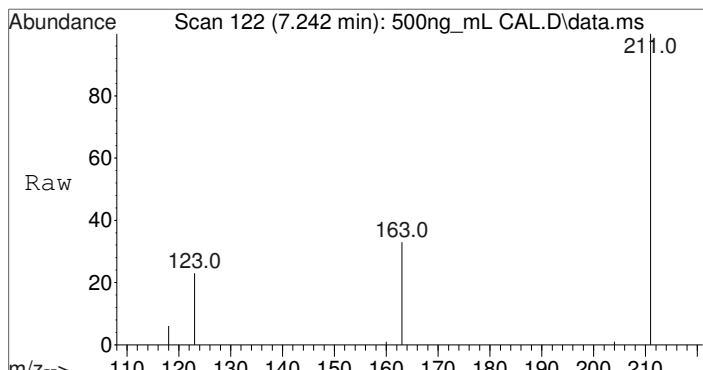
Tgt Ion	Resp	Lower	Upper
193	44085		
193	100		
126	87.3	69.0	103.4
96	44.5	34.3	51.5



#2  
 Amphetamine-PFAA  
 Concen: 497.39 ng/mL  
 RT: 6.717 min Scan# 25  
 Delta R.T. -0.000 min  
 Lab File: 500ng\_mL CAL.D  
 Acq: 1 Aug 2015 00:37

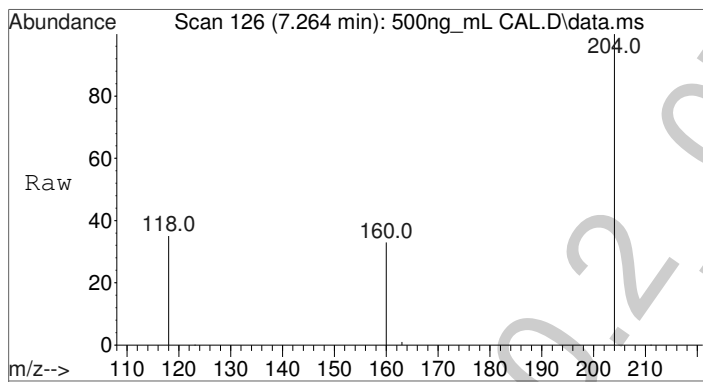
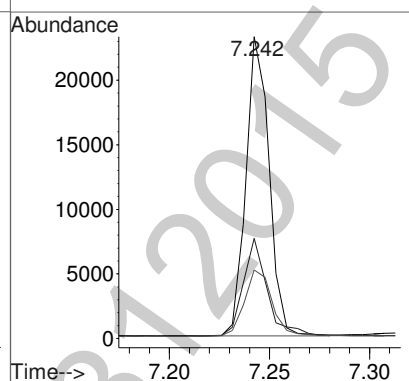
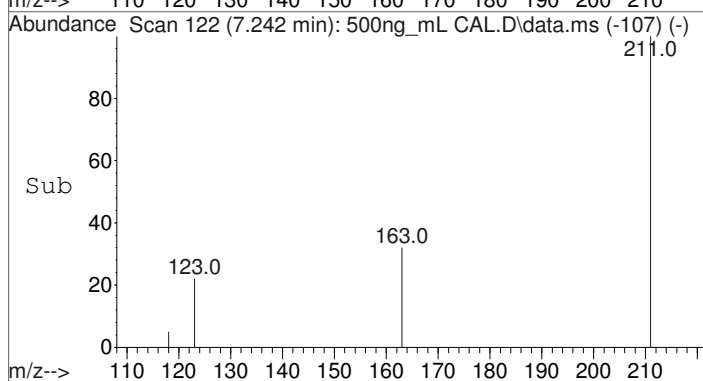
Tgt Ion	Resp	Lower	Upper
190	210543		
190	100		
118	85.7	68.6	102.8
91	55.3	45.7	68.5





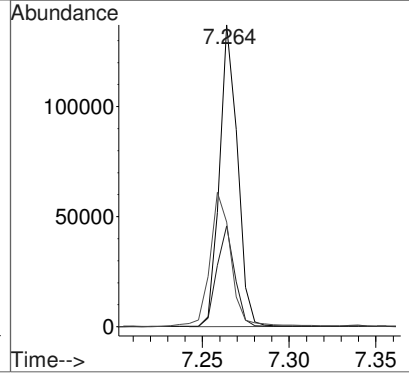
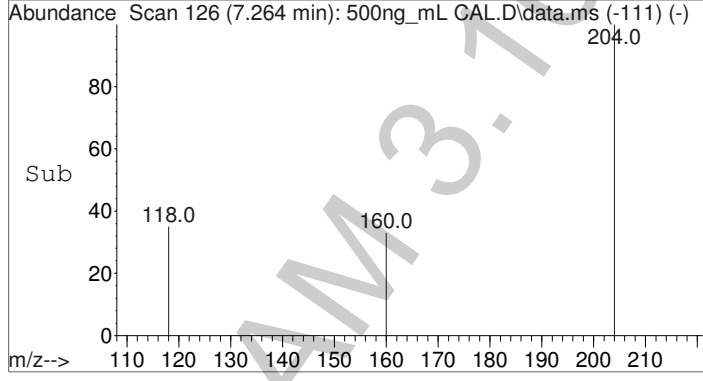
#3  
Methamphetamine-D8-PFAA  
Concen: 100.00 ng/mL  
RT: 7.242 min Scan# 122  
Delta R.T. 0.000 min  
Lab File: 500ng\_mL CAL.D  
Acq: 1 Aug 2015 00:37

Tgt Ion	Resp	Lower	Upper
211	100		
163	33.5	25.0	37.6
123	27.1	21.7	32.5



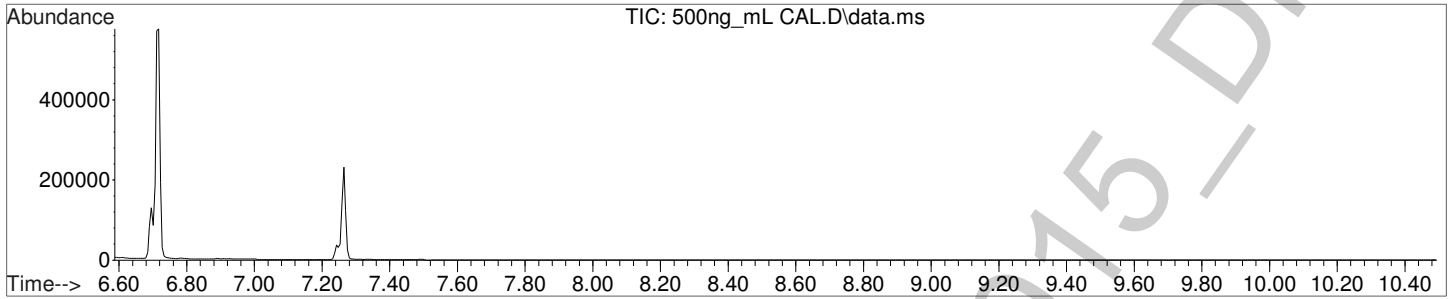
#4  
Methamphetamine-PFAA  
Concen: 501.16 ng/mL  
RT: 7.264 min Scan# 126  
Delta R.T. 0.000 min  
Lab File: 500ng\_mL CAL.D  
Acq: 1 Aug 2015 00:37

Tgt Ion	Resp	Lower	Upper
204	100		
160	33.5	27.1	40.7
118	51.7	44.2	66.2



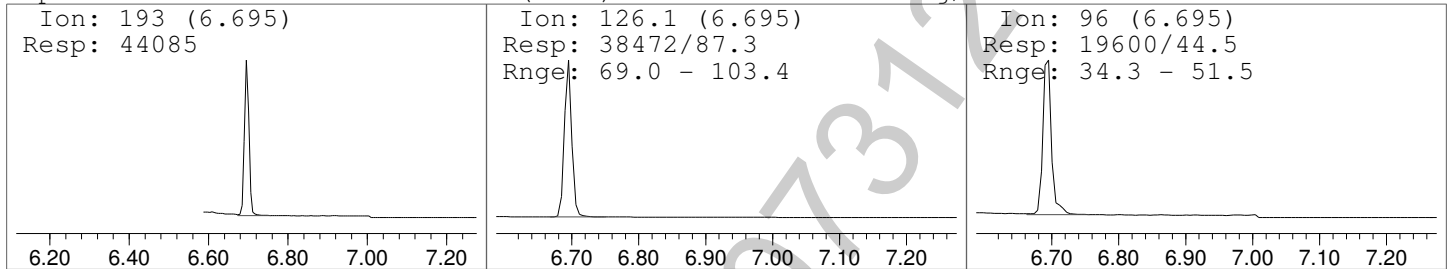


Data Path : C:\gcms\1\data\Blood\073115AM\  
 Data File : 500ng\_mL CAL.D  
 Acq On : 1 Aug 2015 00:37  
 Operator : Pocatello Laboratory  
 Sample : 500ng\_mL CAL  
 Misc : Analytical Method 3.10.2  
 ALS Vial : 9 Sample Multiplier: 1



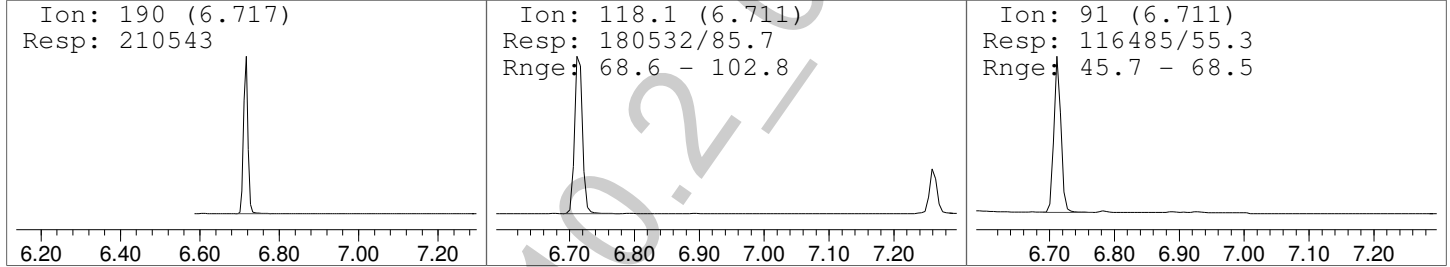
Amphetamine-D8-PFAA

(ISTD) Amount: 100.00 ng/mL



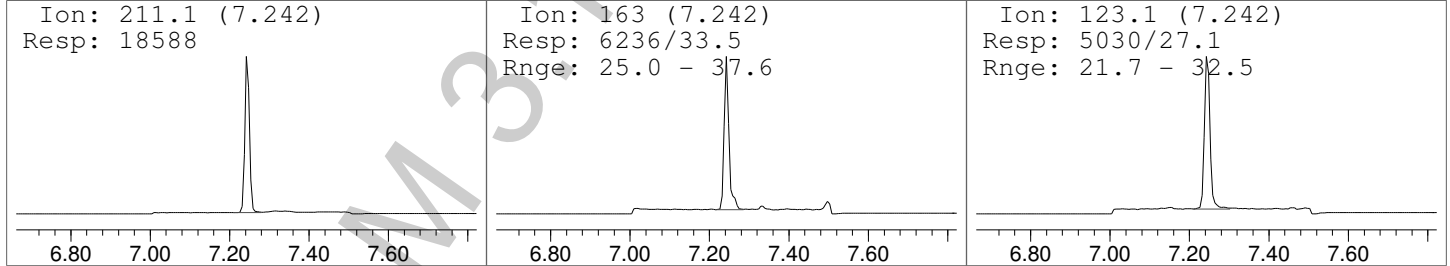
Amphetamine-PFAA

Amount: 497.39 ng/mL



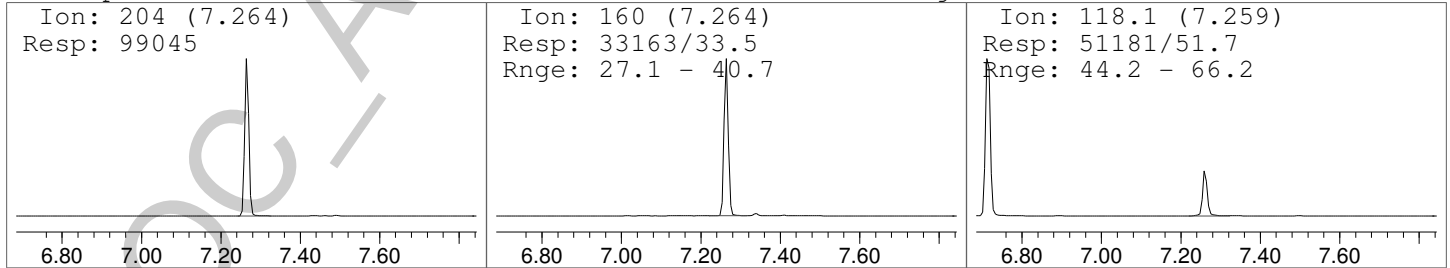
Methamphetamine-D8-PFAA

(ISTD) Amount: 100.00 ng/mL



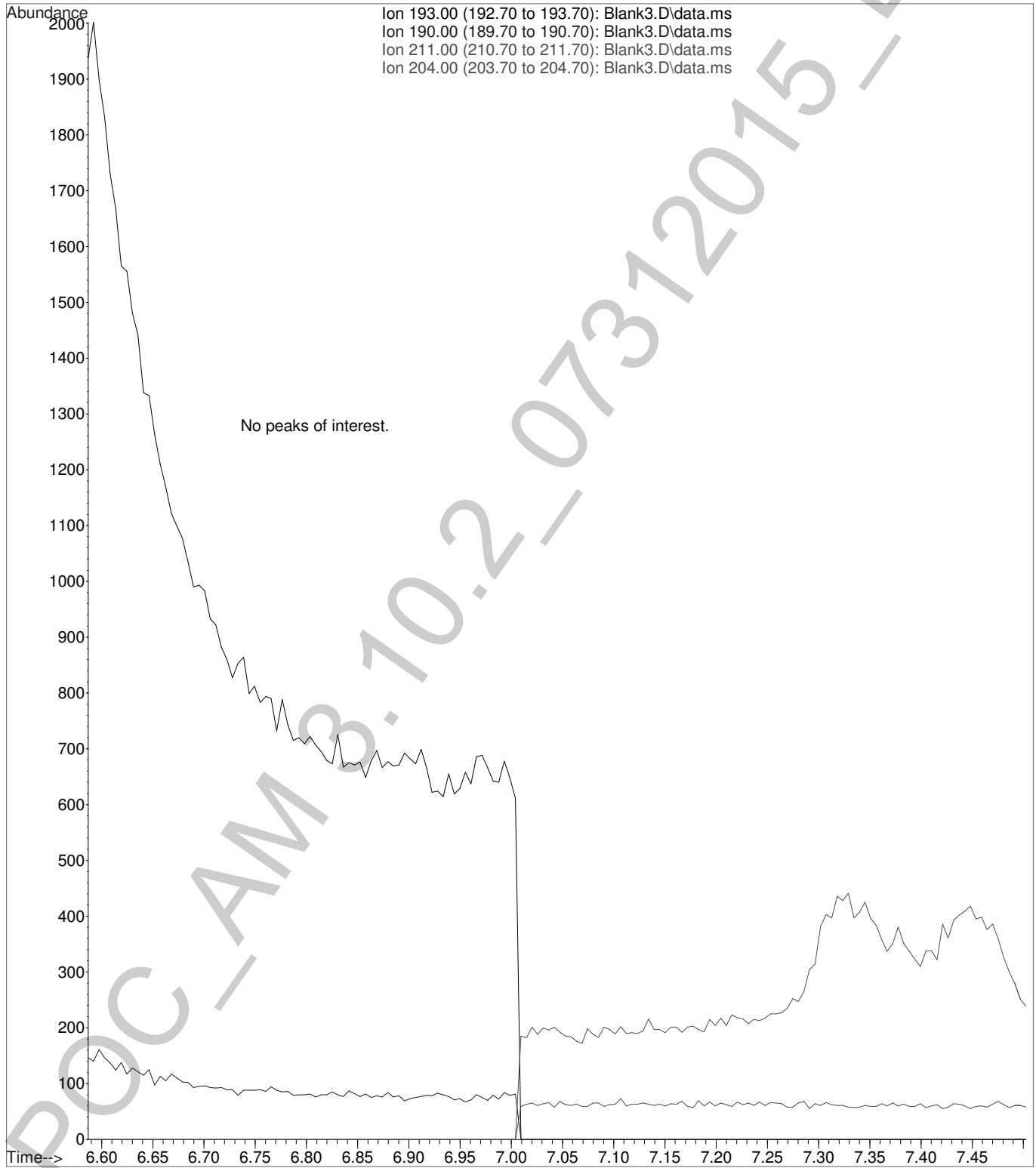
Methamphetamine-PFAA

Amount: 501.16 ng/mL





File :C:\gcms\1\data\Blood\073115AM\Blank3.D  
Operator : Pocatello Laboratory  
Acquired : 1 Aug 2015 1:09 using AcqMethod A-M.M  
Instrument : Probie  
Sample Name: Blank  
Misc Info : CHCl3  
Vial Number: 98



Data Path : C:\gcms\1\data\Blood\073115AM\  
 Data File : PosCtrl-75-1.D  
 Acq On : 1 Aug 2015 1:25  
 Operator : Pocatello Laboratory  
 Sample : Positive Control - 75 ng  
 Misc : Analytical Method 3.10.2  
 ALS Vial : 11 Sample Multiplier: 1

Quant Time: Aug 01 10:31:57 2015  
 Quant Method : C:\gcms\1\methods\A-M.M  
 Quant Title : Amphetamine & Methamphetamine  
 QLast Update : Sat Aug 01 10:28:20 2015  
 Response via : Initial Calibration

Compound	R.T.	QIon	Response	Conc	Units	Dev(Min)
Internal Standards						
1) Amphetamine-D8-PFAA	6.695	193	47180	100.00	ng/mL	0.00
3) Methamphetamine-D8-PFAA	7.242	211	20235	100.00	ng/mL	0.00
Target Compounds						
2) Amphetamine-PFAA	6.717	190	34871	74.16	ng/mL	99
4) Methamphetamine-PFAA	7.264	204	23165	108.32	ng/mL *	93

(#) = qualifier out of range (m) = manual integration (+) = signals summed

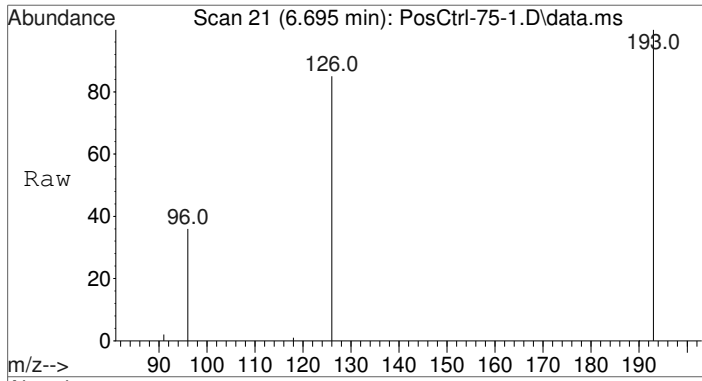
\*Quantity above 20% range, qualitative use only.

Quantitation Report (Not Reviewed)

Data Path : C:\gcms\1\data\Blood\073115AM\  
Data File : PosCtrl-75-1.D  
Acq On : 1 Aug 2015 1:25  
Operator : Pocatello Laboratory  
Sample : Positive Control - 75 ng  
Misc : Analytical Method 3.10.2  
ALS Vial : 11 Sample Multiplier: 1

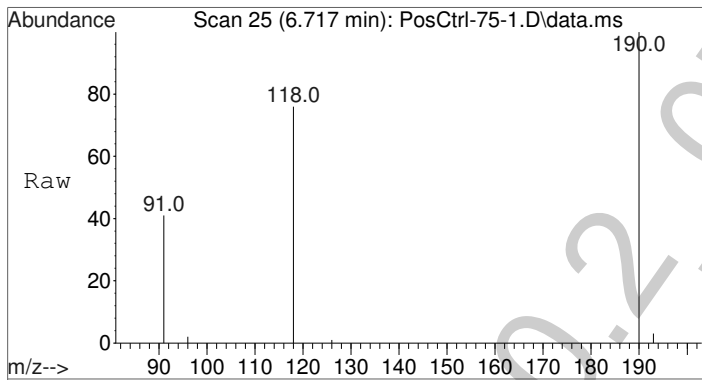
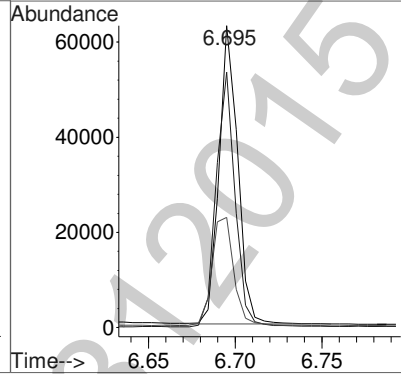
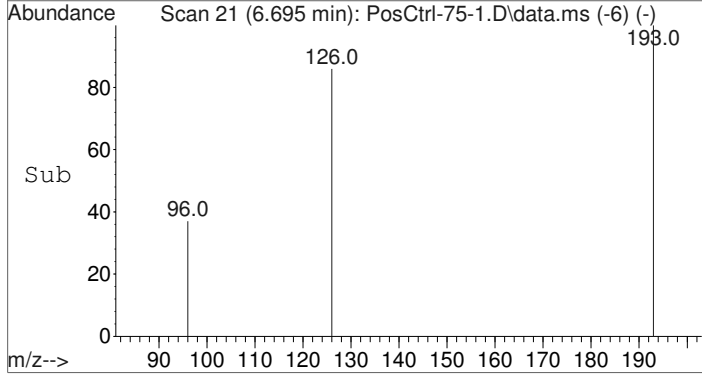
Quant Time: Aug 01 10:31:57 2015  
Quant Method : C:\gcms\1\methods\A-M.M  
Quant Title : Amphetamine & Methamphetamine  
QLast Update : Sat Aug 01 10:28:20 2015  
Response via : Initial Calibration





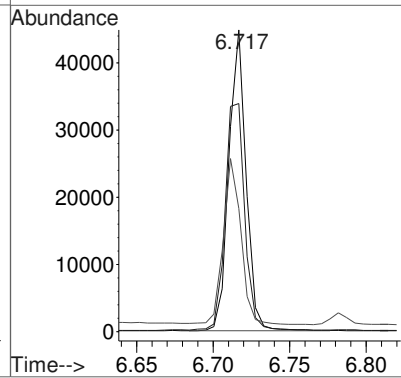
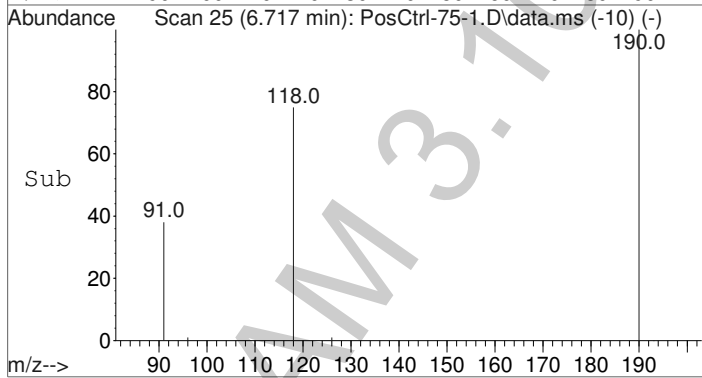
#1  
 Amphetamine-D8-PFAA  
 Concen: 100.00 ng/mL  
 RT: 6.695 min Scan# 21  
 Delta R.T. 0.000 min  
 Lab File: PosCtrl-75-1.D  
 Acq: 1 Aug 2015 1:25

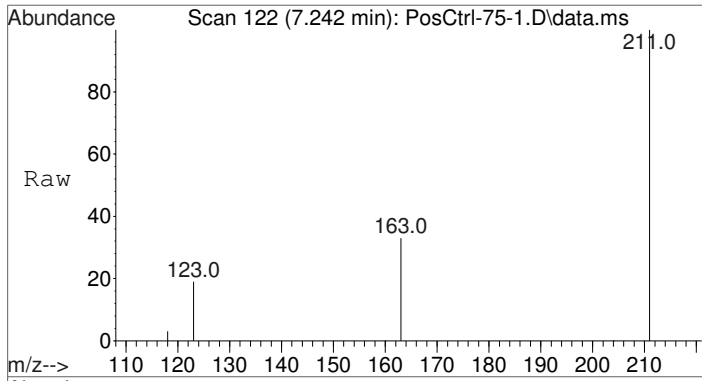
Tgt Ion	Resp	Lower	Upper
193	47180	100	
126	86.4	69.0	103.4
96	42.6	34.3	51.5



#2  
 Amphetamine-PFAA  
 Concen: 74.16 ng/mL  
 RT: 6.717 min Scan# 25  
 Delta R.T. -0.000 min  
 Lab File: PosCtrl-75-1.D  
 Acq: 1 Aug 2015 1:25

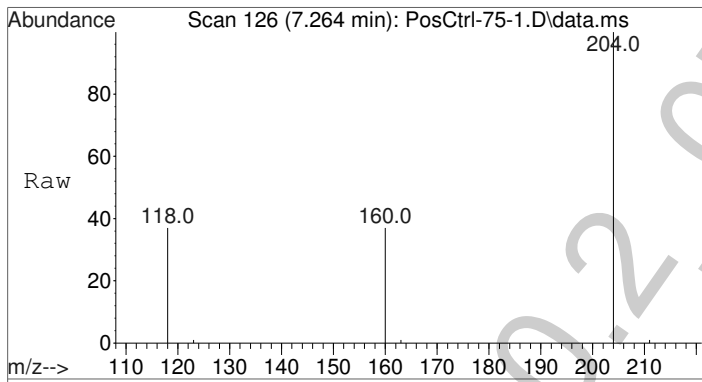
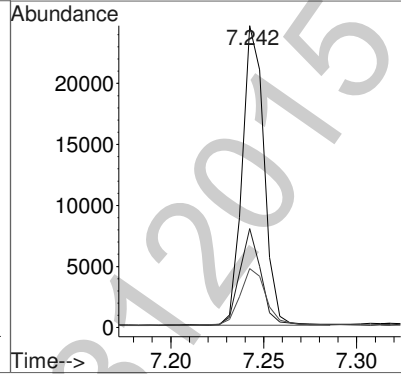
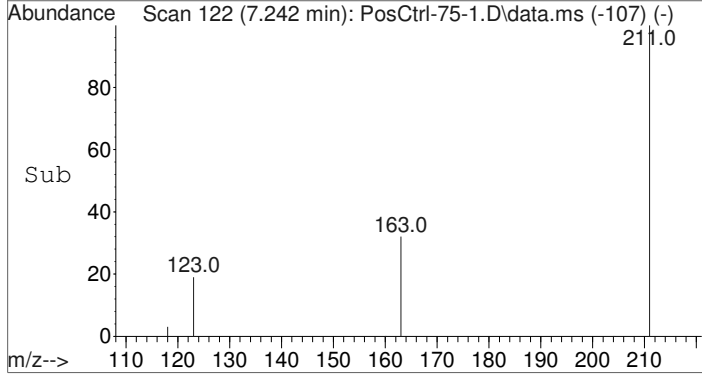
Tgt Ion	Resp	Lower	Upper
190	34871	100	
118	86.9	68.6	102.8
91	56.9	45.7	68.5





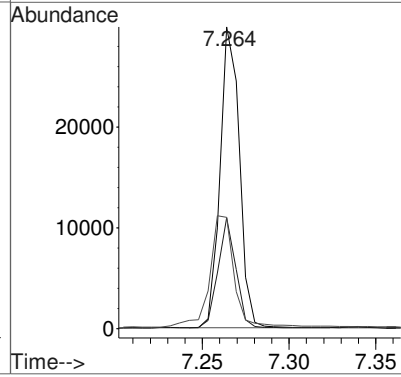
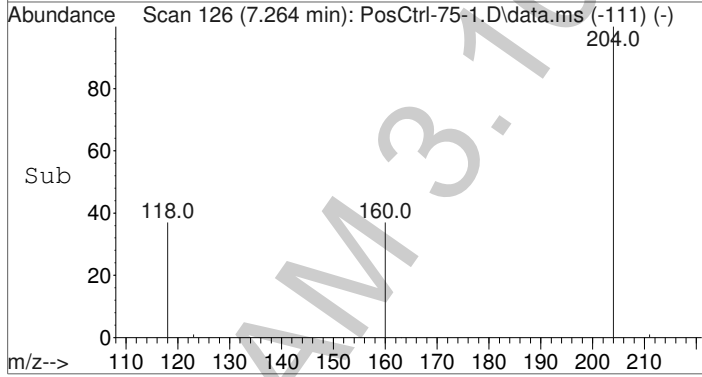
#3  
 Methamphetamine-D8-PFAA  
 Concen: 100.00 ng/mL  
 RT: 7.242 min Scan# 122  
 Delta R.T. 0.000 min  
 Lab File: PosCtrl-75-1.D  
 Acq: 1 Aug 2015 1:25

Tgt Ion	Ratio	Resp	Lower	Upper
211	100	20235		
163	30.8	25.0	37.6	
123	22.9	21.7	32.5	

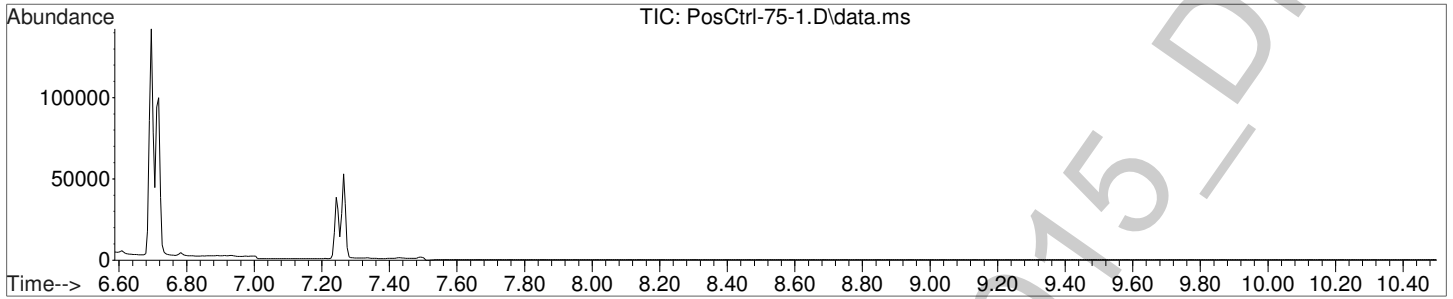


#4  
 Methamphetamine-PFAA  
 Concen: 108.32 ng/mL  
 RT: 7.264 min Scan# 126  
 Delta R.T. 0.000 min  
 Lab File: PosCtrl-75-1.D  
 Acq: 1 Aug 2015 1:25

Tgt Ion	Ratio	Resp	Lower	Upper
204	100	23165		
160	33.8	27.1	40.7	
118	46.6	44.2	66.2	

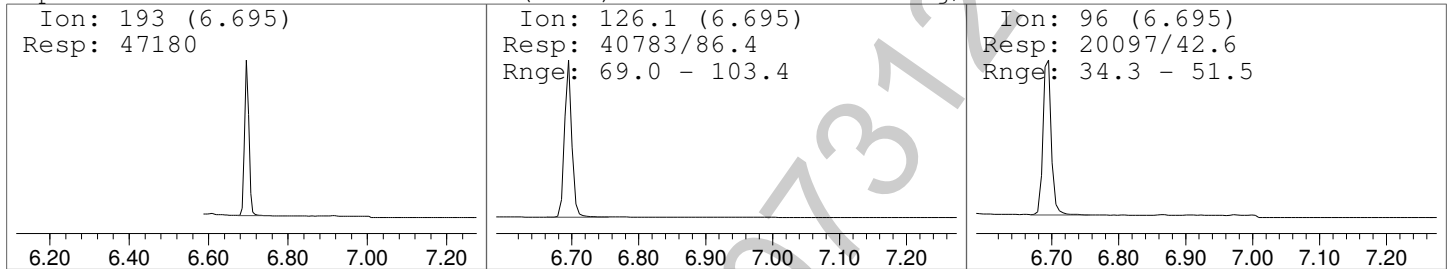


Data Path : C:\gcms\1\data\Blood\073115AM\  
 Data File : PosCtrl-75-1.D  
 Acq On : 1 Aug 2015 1:25  
 Operator : Pocatello Laboratory  
 Sample : Positive Control - 75 ng  
 Misc : Analytical Method 3.10.2  
 ALS Vial : 11 Sample Multiplier: 1



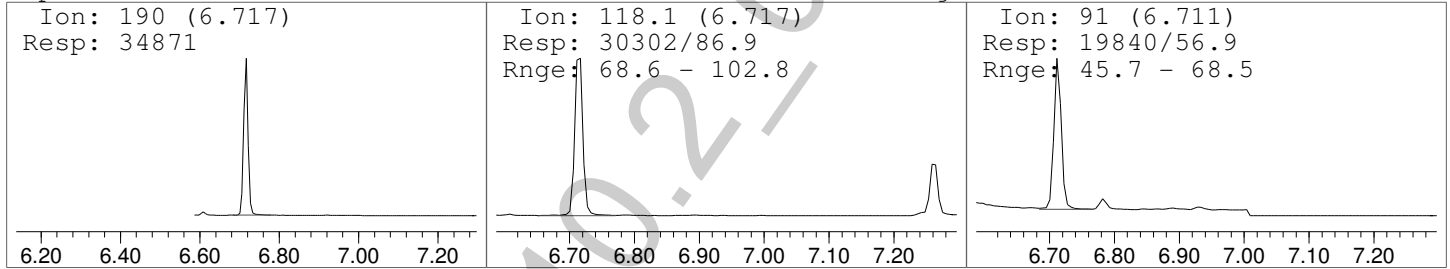
Amphetamine-D8-PFAA

(ISTD) Amount: 100.00 ng/mL



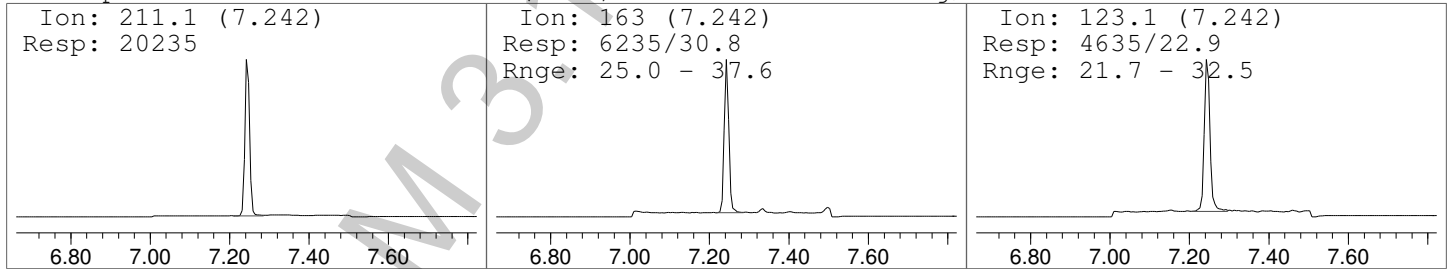
Amphetamine-PFAA

Amount: 74.16 ng/mL



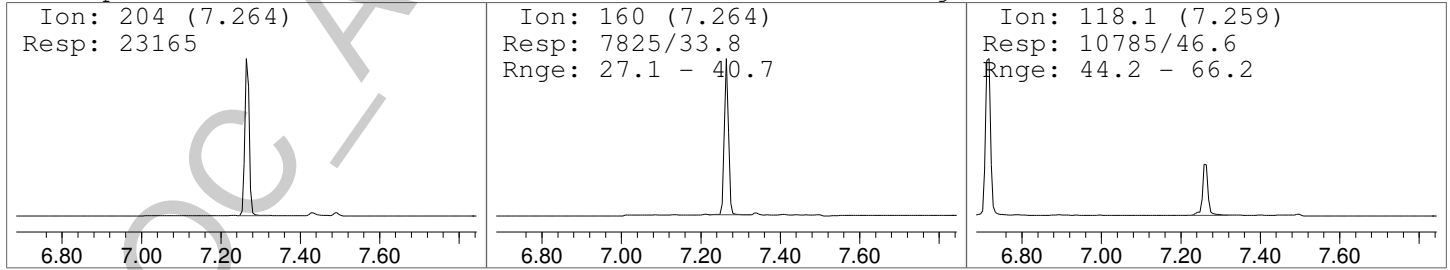
Methamphetamine-D8-PFAA

(ISTD) Amount: 100.00 ng/mL

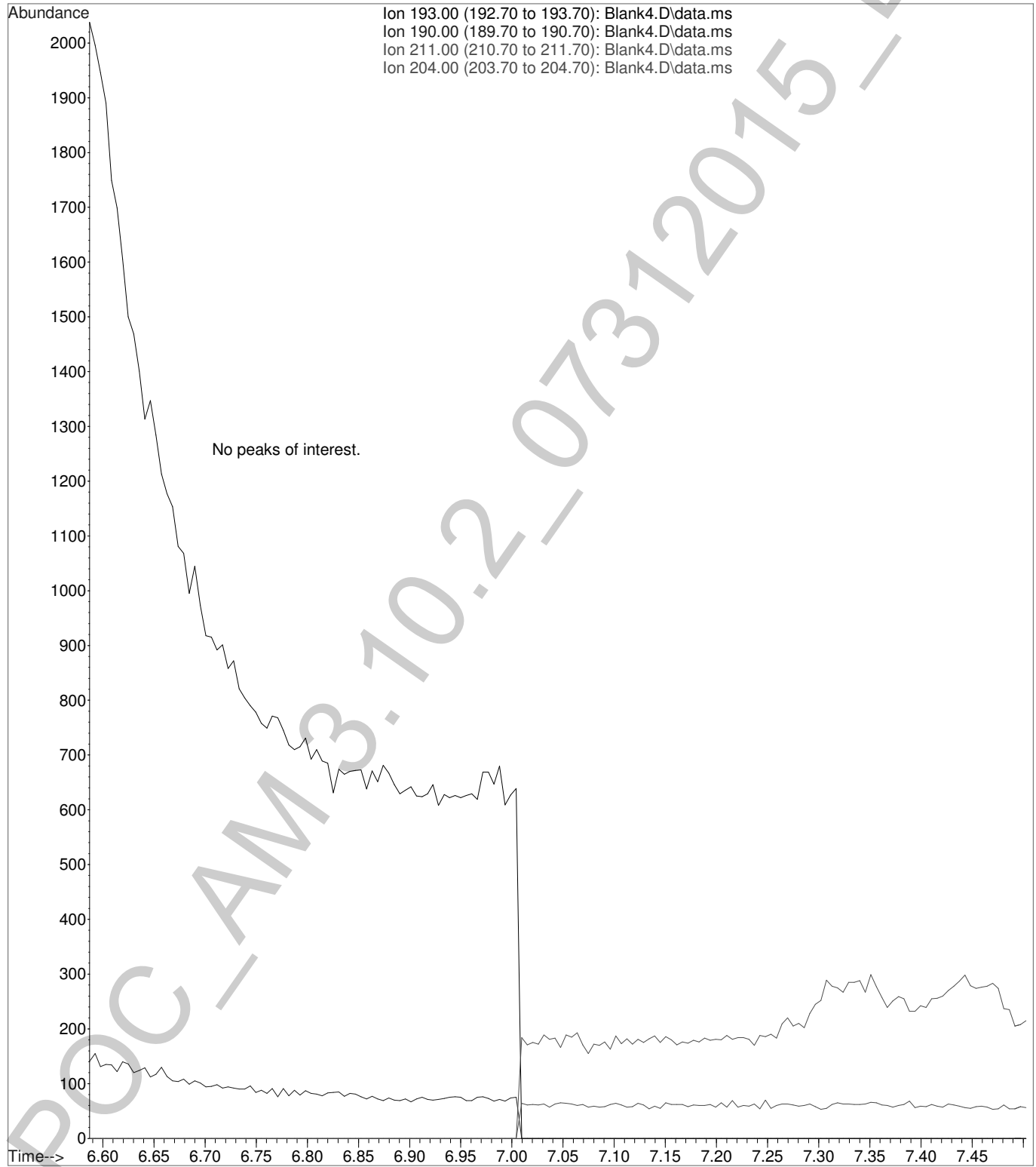


Methamphetamine-PFAA

Amount: 108.32 ng/mL



File :C:\gcms\1\data\Blood\073115AM\Blank4.D  
Operator : Pocatello Laboratory  
Acquired : 1 Aug 2015 2:45 using AcqMethod A-M.M  
Instrument : Probie  
Sample Name: Blank  
Misc Info : CHCl3  
Vial Number: 97



Data Path : C:\gcms\1\data\Blood\073115AM\  
 Data File : PosCtrl-300-1.D  
 Acq On : 1 Aug 2015 3:01  
 Operator : Pocatello Laboratory  
 Sample : Positive Control - 300 ng  
 Misc : Analytical Method 3.10.2  
 ALS Vial : 12 Sample Multiplier: 1

Quant Time: Aug 01 10:32:22 2015  
 Quant Method : C:\gcms\1\methods\A-M.M  
 Quant Title : Amphetamine & Methamphetamine  
 QLast Update : Sat Aug 01 10:28:20 2015  
 Response via : Initial Calibration

Compound	R.T.	QIon	Response	Conc	Units	Dev(Min)	
Internal Standards							
1) Amphetamine-D8-PFAA	6.695	193	47030	100.00	ng/mL	0.00	
3) Methamphetamine-D8-PFAA	7.242	211	21161	100.00	ng/mL	0.00	
Target Compounds							
2) Amphetamine-PFAA	6.717	190	140321	309.49	ng/mL		Qvalue 99
4) Methamphetamine-PFAA	7.264	204	101332	450.47	ng/mL	*	99

(#) = qualifier out of range (m) = manual integration (+) = signals summed

\*Quantity above 20% range, qualitative use only.



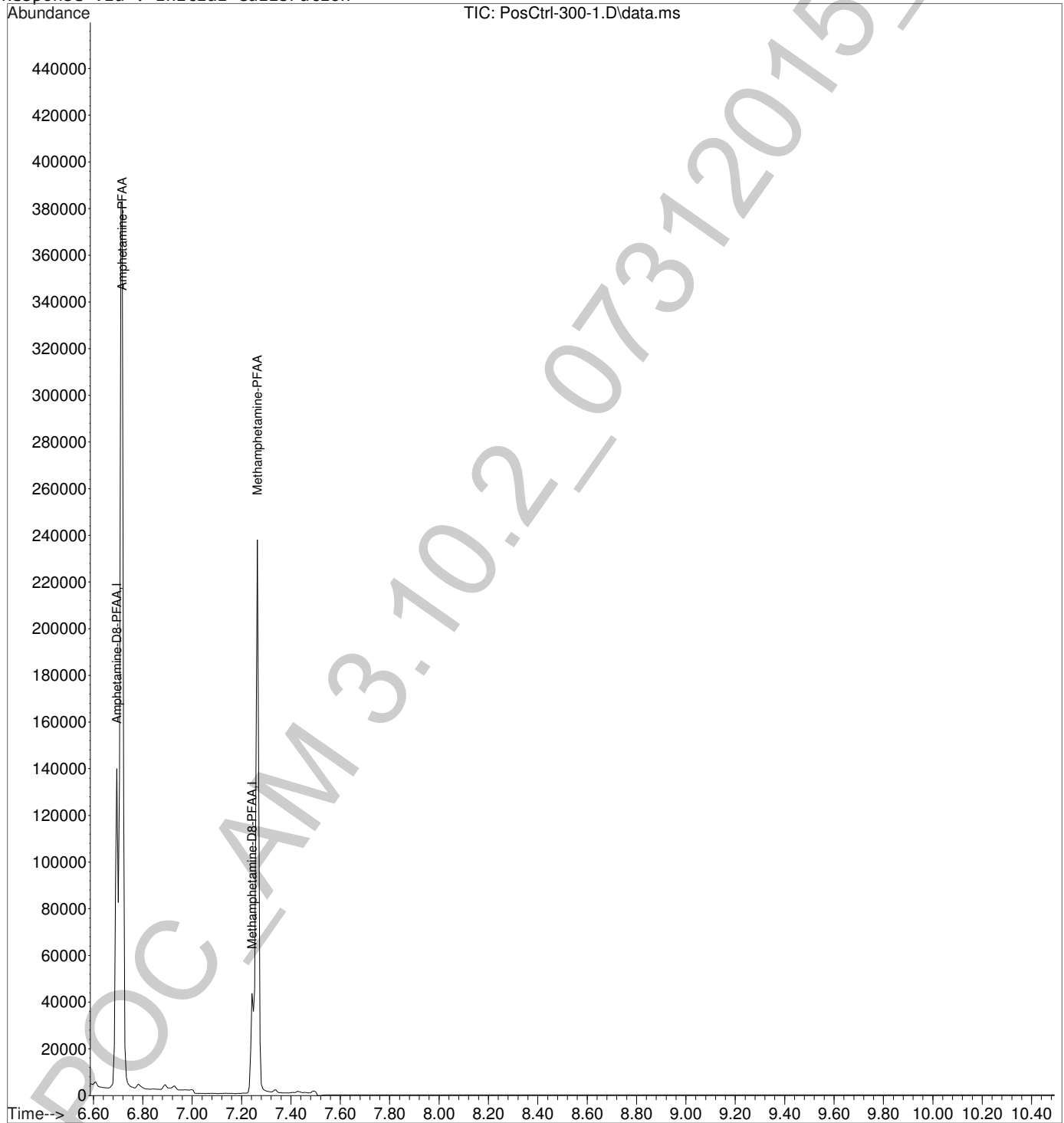


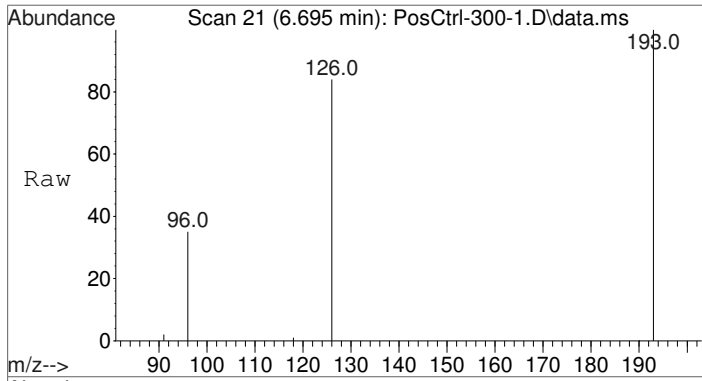
Quantitation Report (Not Reviewed)

Data Path : C:\gcms\1\data\Blood\073115AM\  
Data File : PosCtrl-300-1.D  
Acq On : 1 Aug 2015 3:01  
Operator : Pocatello Laboratory  
Sample : Positive Control - 300 ng  
Misc : Analytical Method 3.10.2  
ALS Vial : 12 Sample Multiplier: 1



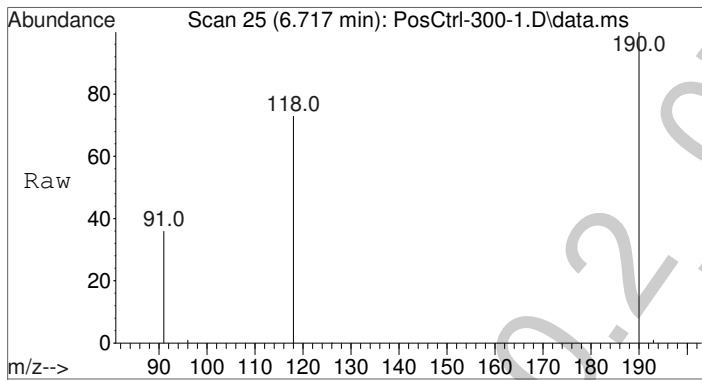
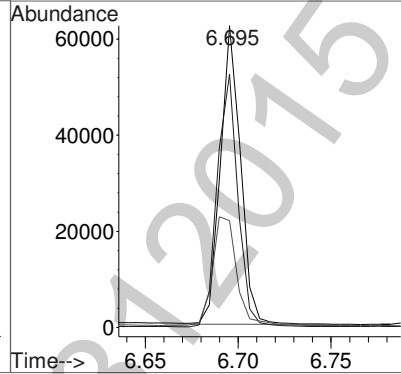
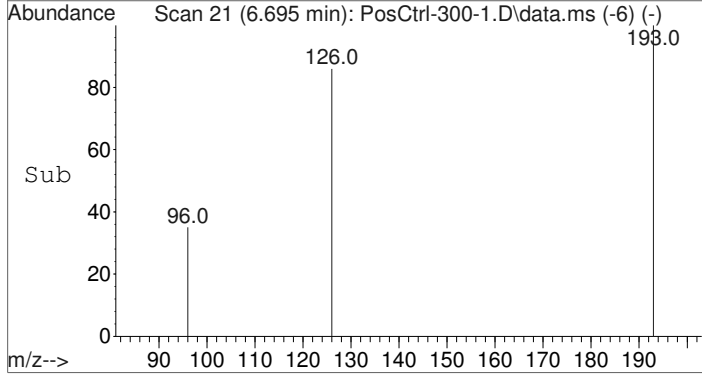
Quant Time: Aug 01 10:32:22 2015  
Quant Method : C:\gcms\1\methods\A-M.M  
Quant Title : Amphetamine & Methamphetamine  
QLast Update : Sat Aug 01 10:28:20 2015  
Response via : Initial Calibration





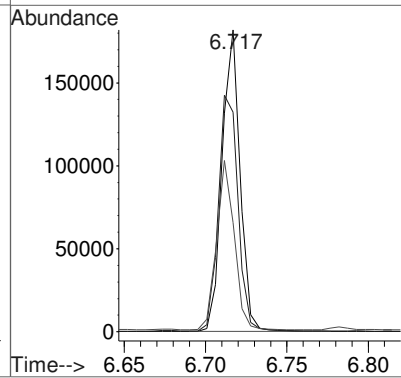
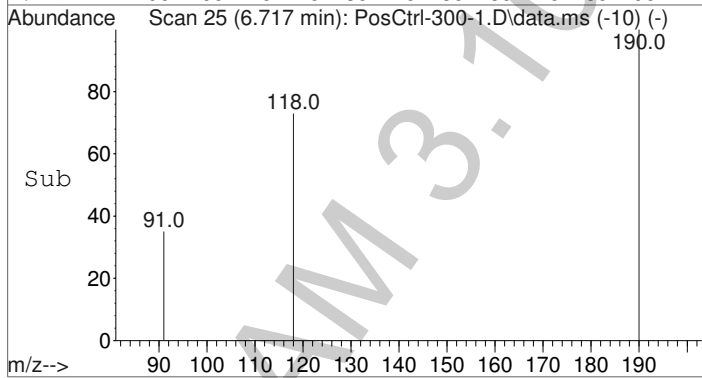
#1  
 Amphetamine-D8-PFAA  
 Concen: 100.00 ng/mL  
 RT: 6.695 min Scan# 21  
 Delta R.T. 0.000 min  
 Lab File: PosCtrl-300-1.D  
 Acq: 1 Aug 2015 3:01

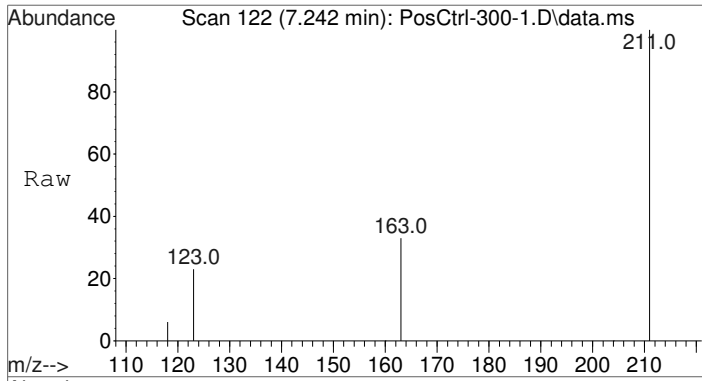
Tgt Ion	Resp	Lower	Upper
193	47030		
193	100		
126	86.7	69.0	103.4
96	43.4	34.3	51.5



#2  
 Amphetamine-PFAA  
 Concen: 309.49 ng/mL  
 RT: 6.717 min Scan# 25  
 Delta R.T. -0.000 min  
 Lab File: PosCtrl-300-1.D  
 Acq: 1 Aug 2015 3:01

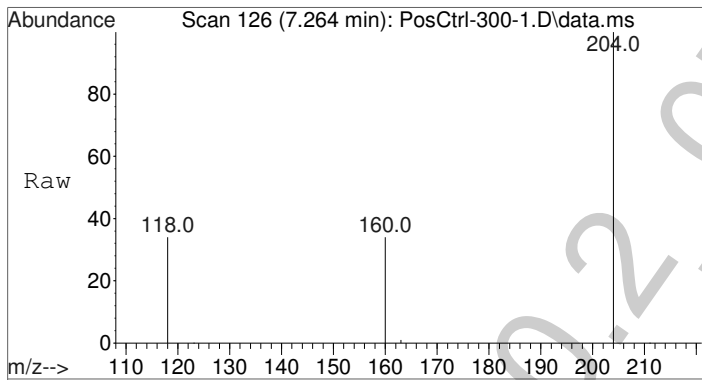
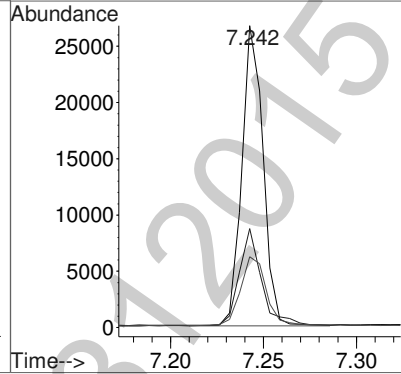
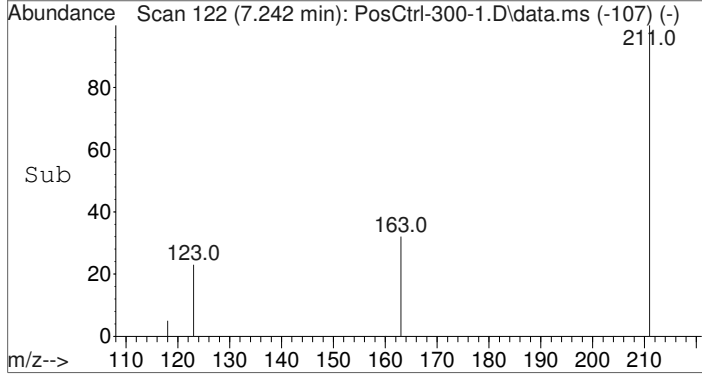
Tgt Ion	Resp	Lower	Upper
190	140321		
190	100		
118	85.5	68.6	102.8
91	55.0	45.7	68.5





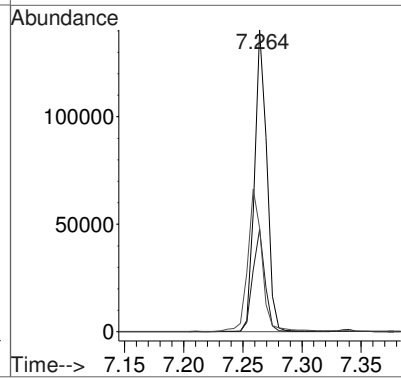
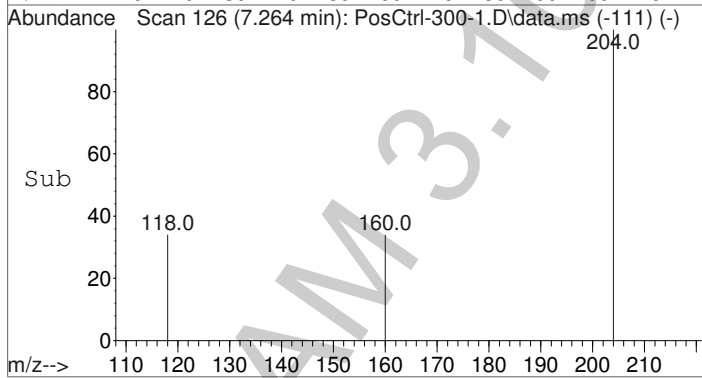
#3  
 Methamphetamine-D8-PFAA  
 Concen: 100.00 ng/mL  
 RT: 7.242 min Scan# 122  
 Delta R.T. 0.000 min  
 Lab File: PosCtrl-300-1.D  
 Acq: 1 Aug 2015 3:01

Tgt Ion	Resp	Lower	Upper
211	100		
163	33.3	25.0	37.6
123	28.2	21.7	32.5

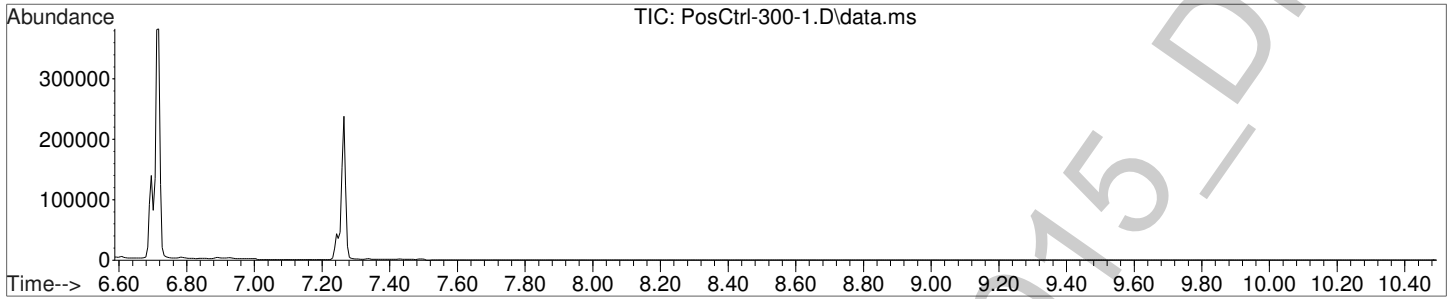


#4  
 Methamphetamine-PFAA  
 Concen: 450.47 ng/mL  
 RT: 7.264 min Scan# 126  
 Delta R.T. 0.000 min  
 Lab File: PosCtrl-300-1.D  
 Acq: 1 Aug 2015 3:01

Tgt Ion	Resp	Lower	Upper
204	100		
160	33.7	27.1	40.7
118	54.1	44.2	66.2

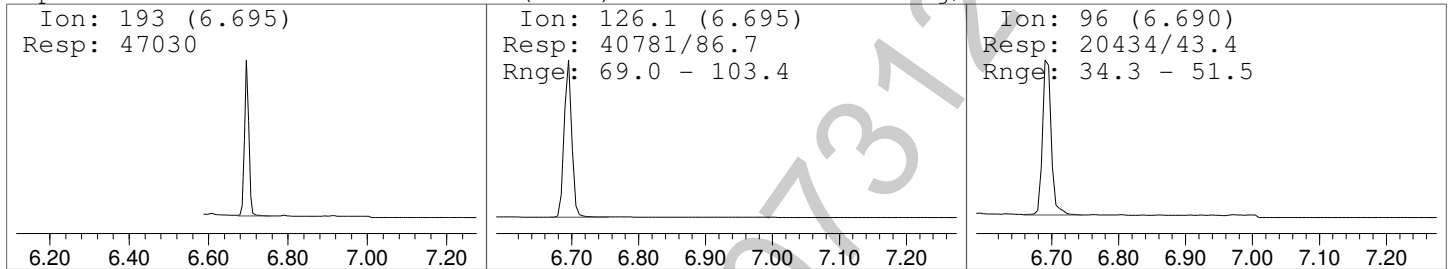


Data Path : C:\gcms\1\data\Blood\073115AM\  
 Data File : PosCtrl-300-1.D  
 Acq On : 1 Aug 2015 3:01  
 Operator : Pocatello Laboratory  
 Sample : Positive Control - 300 ng  
 Misc : Analytical Method 3.10.2  
 ALS Vial : 12 Sample Multiplier: 1



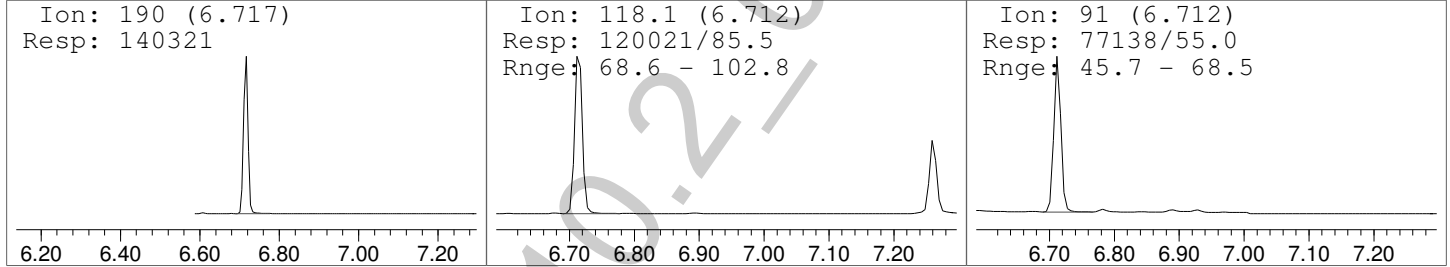
Amphetamine-D8-PFAA

(ISTD) Amount: 100.00 ng/mL



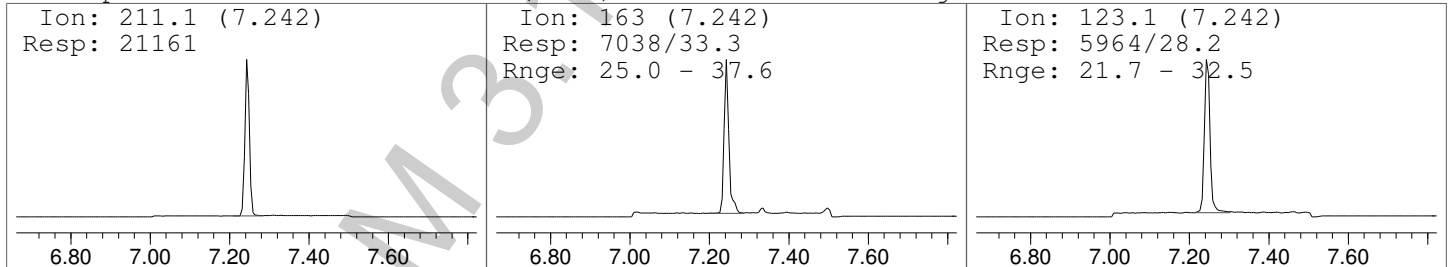
Amphetamine-PFAA

Amount: 309.49 ng/mL



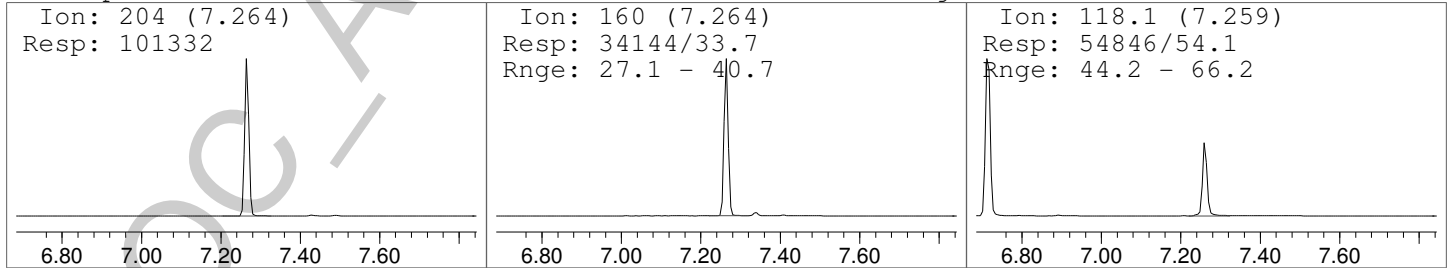
Methamphetamine-D8-PFAA

(ISTD) Amount: 100.00 ng/mL



Methamphetamine-PFAA

Amount: 450.47 ng/mL



Handwritten signature or initials.

File :C:\gcms\1\data\Blood\073115AM\Blank5.D  
Operator : Pocatello Laboratory  
Acquired : 1 Aug 2015 4:53 using AcqMethod A-M.M  
Instrument : Probie  
Sample Name: Post-Run Blank  
Misc Info : CHCl3  
Vial Number: 91

